



# Kingsoft Cloud

## Kingsoft Cloud Holdings Limited 金山云控股有限公司

(Incorporated in the Cayman Islands with limited liability)

Stock Code : 3896



# 2025

## Annual Report



# Contents

<b>2</b>	Company Information
<b>4</b>	Key Highlights
<b>9</b>	Business Review and Outlook
<b>12</b>	Management Discussion and Analysis
<b>17</b>	Directors' Report
<b>45</b>	Directors and Senior Management
<b>48</b>	Corporate Governance Report
<b>65</b>	Other Information
<b>84</b>	Independent Auditor's Report
<b>90</b>	Consolidated Balance Sheets
<b>93</b>	Consolidated Statements of Comprehensive Loss
<b>95</b>	Consolidated Statements of Changes in Shareholders' Equity
<b>98</b>	Consolidated Statements of Cash Flows
<b>101</b>	Notes to the Consolidated Financial Statements
<b>166</b>	Five Years Financial Summary
<b>167</b>	Definitions

# Company Information

## BOARD OF DIRECTORS

### Executive Directors

Mr. Zou Tao (鄒濤) (*Chairman*)  
Mr. He Haijian (何海建)  
(*resigned on June 30, 2025*)

### Non-executive Directors

Mr. Zhang Duo (張鐸)  
(*appointed on June 9, 2025*)  
Mr. Feng Honghua (馮宏華)  
(*resigned on June 9, 2025*)  
Mr. Qu Heng (屈恒)  
(*appointed on March 25, 2026*)  
Mr. Lei Jun (雷軍)  
(*resigned on March 25, 2026*)

### Independent non-executive Directors

Mr. Yu Mingto (喻銘鐸)  
Mr. Wang Hang (王航)  
Ms. Qu Jingyuan (曲靜淵)

## AUDIT COMMITTEE

Mr. Yu Mingto (喻銘鐸) (*Chairman*)  
Ms. Qu Jingyuan (曲靜淵)  
Mr. Wang Hang (王航)

## COMPENSATION COMMITTEE

Ms. Qu Jingyuan (曲靜淵) (*Chairlady*)  
Mr. Yu Mingto (喻銘鐸)  
Mr. Qu Heng (屈恒)  
(*appointed on March 25, 2026*)  
Mr. Lei Jun (雷軍)  
(*resigned on March 25, 2026*)

## NOMINATION COMMITTEE

Mr. Zou Tao (鄒濤) (*Chairman*)  
(*appointed on March 25, 2026*)  
Ms. Qu Jingyuan (曲靜淵)  
Mr. Yu Mingto (喻銘鐸)  
Mr. Wang Hang (王航)  
Mr. Qu Heng (屈恒)  
(*appointed on March 25, 2026*)  
Mr. Lei Jun (雷軍)  
(*resigned on March 25, 2026*)

## CORPORATE GOVERNANCE COMMITTEE

Mr. Zou Tao (鄒濤) (*Chairman*)  
Ms. Qu Jingyuan (曲靜淵)  
Mr. Zhang Duo (張鐸)  
(*appointed on June 9, 2025*)  
Mr. Feng Honghua (馮宏華)  
(*resigned on June 9, 2025*)  
Mr. He Haijian (何海建)  
(*resigned on June 30, 2025*)

## JOINT COMPANY SECRETARIES

Mr. Tian Bo (田博)  
(*appointed on April 14, 2026*)  
Ms. Chan Hiu Lam (陳曉琳)  
(*appointed on April 14, 2026*)  
Ms. So Ka Man (蘇嘉敏)  
(*resigned on April 14, 2026*)

## AUTHORIZED REPRESENTATIVES

Mr. Zou Tao (鄒濤)  
Ms. Chan Hiu Lam (陳曉琳)  
(*appointed on April 14, 2026*)  
Ms. So Ka Man (蘇嘉敏)  
(*resigned on April 14, 2026*)

## HEADQUARTER AND PRINCIPAL PLACE OF BUSINESS IN THE PRC

Building D, Xiaomi Science and Technology Park  
No. 33 Xierqi Middle Road  
Haidian District  
Beijing, 100085  
PRC

## PRINCIPAL PLACE OF BUSINESS IN HONG KONG

Room 1928, 19/F  
Lee Garden One  
33 Hysan Avenue  
Causeway Bay, Hong Kong

## REGISTERED OFFICE IN THE CAYMAN ISLANDS

Cricket Square, Hutchins Drive  
P.O. Box 2681  
Grand Cayman KY1-1111  
Cayman Islands

## Company Information

### AUDITOR

#### **Ernst & Young**

*Certified Public Accountants  
Registered Public Interest Entity Auditor*  
27/F, One Taikoo Place  
979 King's Road  
Quarry Bay, Hong Kong

### LEGAL ADVISORS

*As to Hong Kong law and United States law*

#### **Davis Polk & Wardwell**

10th Floor  
The Hong Kong Club Building  
3A Chater Road  
Hong Kong

*As to PRC law*

#### **Fangda Partners**

27/F, North Tower, Beijing Kerry Centre  
1 Guanghua Road, Chaoyang District  
Beijing  
PRC

*As to Cayman Islands law*

#### **Maples and Calder (Hong Kong) LLP**

26th Floor, Central Plaza  
18 Harbour Road  
Wanchai  
Hong Kong

### PRINCIPAL SHARE REGISTRAR AND TRANSFER OFFICE

#### **Conyers Trust Company (Cayman) Limited**

Cricket Square, Hutchins Drive  
P.O. Box 2681  
Grand Cayman KY1-1111  
Cayman Islands

### HONG KONG SHARE REGISTRAR

#### **Tricor Investor Services Limited**

17/F, Far East Finance Centre  
16 Harcourt Road  
Hong Kong

### PRINCIPAL BANK

#### **Industrial and Commercial Bank of China (Asia) Limited**

34/F, ICBC Tower  
3 Garden Road Central  
Hong Kong

### STOCK CODE

3896

### NASDAQ STOCK TICKER

KC

### COMPANY'S WEBSITE

ksyun.com

## Key Highlights

### FINANCIAL HIGHLIGHTS FOR THE YEAR ENDED DECEMBER 31, 2025

#### Financial Highlights

	For the year ended December 31,		Year-on-year Change
	2024 <i>RMB'000</i>	2025 <i>RMB'000</i>	%
Revenues	7,785,180	<b>9,558,619</b>	22.8%
Gross profit	1,340,926	<b>1,503,408</b>	12.1%
Loss before income taxes	(1,980,566)	<b>(947,895)</b>	(52.1)%
Net loss	(1,979,042)	<b>(943,692)</b>	(52.3)%
Net loss attributable to Kingsoft Cloud Holdings Limited	(1,966,680)	<b>(936,251)</b>	(52.4)%

#### Non-GAAP Financial Measures

The unaudited condensed consolidated financial information is prepared in conformity with accounting principles generally accepted in the U.S. In evaluating our business, we have considered and used certain non-GAAP financial measures, including Non-GAAP gross profit, Non-GAAP gross margin, Non-GAAP operating loss, Non-GAAP operating loss margin, Non-GAAP EBITDA, Non-GAAP EBITDA margin, Non-GAAP net loss and Non-GAAP net loss margin, as supplemental measures to review and assess our operating performance. The presentation of these non-GAAP financial measures is not intended to be considered in isolation or as a substitute for the financial information prepared and presented in accordance with U.S. GAAP. We present these non-GAAP financial measures because they are used by our management to evaluate our operating performance and formulate business plans. We also believe that the use of these non-GAAP financial measures facilitates investors' assessment of our operating performance.

These non-GAAP financial measures are not defined under U.S. GAAP and are not presented in accordance with U.S. GAAP. These non-GAAP financial measures have limitations as analytical tools. One of the key limitations of using these non-GAAP financial measures is that they do not reflect all items of income and expense that affect our operations. Further, these non-GAAP financial measures may differ from those used by other companies, including peer companies, and therefore their comparability may be limited.

We compensate for these limitations by reconciling these non-GAAP financial measures to the nearest U.S. GAAP performance measure, all of which should be considered when evaluating our performance. We encourage you to review our financial information in its entirety and not rely on a single financial measure.

## Key Highlights

### *Adjusted Gross Profit and Adjusted Gross Margin (Non-GAAP Financial Measures)*

We define Non-GAAP gross profit as gross profit excluding share-based compensation expenses allocated in the cost of revenues, and we define Non-GAAP gross margin as Non-GAAP gross profit as a percentage of revenues. The following tables reconcile our Non-GAAP gross profit (margin) in 2024 and 2025 to the most directly comparable financial measures calculated and presented in accordance with U.S. GAAP.

	For the year ended December 31,		
	2024	2025	2025
	RMB'000	RMB'000	US\$'000
Gross profit	1,340,926	1,503,408	214,984
Adjustments:			
Share-based compensation expenses (allocated in cost of revenues)	16,868	38,275	5,473
<b>Adjusted gross profit (Non-GAAP Financial Measure)</b>	<b>1,357,794</b>	<b>1,541,683</b>	<b>220,457</b>
		For the year ended December 31,	
		2024	2025
		(%)	(%)
Gross margin		17.2	15.7
<b>Adjusted gross margin (Non-GAAP Financial Measure)</b>		<b>17.4</b>	<b>16.1</b>

## Key Highlights

### **Adjusted Net Loss (Margin), Adjusted EBITDA (Margin) and Adjusted Operating Loss (Margin) (Non-GAAP Financial Measures)**

We define Non-GAAP net loss as net loss excluding share-based compensation expenses, foreign exchange loss (gain) and impairment of long-lived assets, and we define Non-GAAP net loss margin as Non-GAAP net loss as a percentage of revenues. We define Non-GAAP EBITDA as Non-GAAP net loss excluding interest income, interest expense, income tax benefit and depreciation and amortization, and we define Non-GAAP EBITDA margin as Non-GAAP EBITDA as a percentage of revenues. We define Non-GAAP operating loss as operating loss excluding share-based compensation expenses, impairment of long-lived assets and amortization of intangible assets, and we define Non-GAAP operating loss margin as Non-GAAP operating loss as a percentage of revenues. The following tables reconcile our adjusted net loss (margin) (Non-GAAP Financial Measure), adjusted EBITDA (margin) (Non-GAAP Financial Measure) and adjusted operating loss (margin) (Non-GAAP Financial Measure) in 2024 and 2025 to the most directly comparable financial measures calculated and presented in accordance with U.S. GAAP.

	For the year ended December 31,		
	2024 RMB'000	2025 RMB'000	2025 US\$'000
<b>Net Loss</b>	(1,979,042)	<b>(943,692)</b>	<b>(134,946)</b>
Adjustments:			
Share-based compensation expenses	214,441	<b>446,909</b>	<b>63,907</b>
Foreign exchange loss (gain)	19,531	<b>(60,147)</b>	<b>(8,601)</b>
Impairment of long-lived assets	919,724	–	–
<b>Adjusted net loss (Non-GAAP Financial Measure)</b>	<b>(825,346)</b>	<b>(556,930)</b>	<b>(79,640)</b>
Adjustments:			
Interest income	(27,008)	<b>(80,859)</b>	<b>(11,563)</b>
Interest expense	229,705	<b>498,048</b>	<b>71,220</b>
Income tax benefit	(1,524)	<b>(4,203)</b>	<b>(601)</b>
Depreciation and amortization	1,263,090	<b>2,480,364</b>	<b>354,687</b>
<b>Adjusted EBITDA (Non-GAAP Financial Measure)</b>	<b>638,917</b>	<b>2,336,420</b>	<b>334,103</b>
Gain on disposal of property and equipment	(44,625)	<b>(102,243)</b>	<b>(14,621)</b>
<b>Excluding gain on disposal of property and equipment, normalized Adjusted EBITDA</b>	<b>594,292</b>	<b>2,234,177</b>	<b>319,482</b>

## Key Highlights

	For the year ended December 31,		
	2024 RMB'000	2025 RMB'000	2025 US\$'000
<b>Operating loss</b>	(1,739,010)	<b>(772,913)</b>	(110,525)
Adjustments:			
Share-based compensation expenses	214,441	<b>446,909</b>	<b>63,907</b>
Impairment of long-lived assets	919,724	–	–
Amortization of intangible assets	173,496	<b>173,765</b>	<b>24,848</b>
<b>Adjusted operating loss (Non-GAAP Financial Measure)</b>	<b>(431,349)</b>	<b>(152,239)</b>	<b>(21,770)</b>
Gain on disposal of property and equipment	(44,625)	<b>(102,243)</b>	(14,621)
<b>Excluding gain on disposal of property and equipment, normalized Adjusted operating loss</b>	<b>(475,974)</b>	<b>(254,482)</b>	<b>(36,391)</b>
		<b>For the year ended December 31,</b>	
		2024 (%)	2025 (%)
Net loss margin		(25.4)	<b>(9.9)</b>
Adjusted net loss margin (Non-GAAP Financial Measure)		(10.6)	<b>(5.8)</b>
Adjusted EBITDA margin (Non-GAAP Financial Measure)		8.2	<b>24.4</b>
Normalized Adjusted EBITDA margin		7.6	<b>23.4</b>
Adjusted operating loss margin (Non-GAAP Financial Measure)		(5.5)	<b>(1.6)</b>
Normalized Adjusted operating loss margin		(6.1)	<b>(2.7)</b>

## Key Highlights

### OPERATING HIGHLIGHTS FOR THE YEAR ENDED DECEMBER 31, 2025

We adopt a premium customer strategy, focusing on leading enterprises in selected verticals to establish market presence efficiently. Therefore, we believe that a number of key operating metrics in relation to our Premium Customers, as presented in the table below to evaluate our business and measure our performance. We believe that these metrics are indicative of our overall business and performance. The calculation of the key metrics and other measures discussed below may differ from other similarly titled metrics used by other companies, securities analysts or investors.

	For the Year Ended December 31,		
	2023	2024	2025
<b>Public Cloud Services</b>			
Number of Public Cloud Service Premium Customers	214	219	<b>216</b>
Average revenues per Public Cloud Service Premium Customers (RMB in million)	20.1	19.7	<b>30.3</b>
<b>Enterprise Cloud Services</b>			
Number of Enterprise Cloud Service Premium Customers	285	287	<b>273</b>
Average revenues per Enterprise Cloud Services Premium Customers (RMB in million)	9.1	9.1	<b>10.4</b>
<b>Total</b>			
Number of Premium Customers	486	492	<b>473</b>
Average revenues per Premium Customer (RMB in million)	14.2	14.0	<b>14.6</b>

# Business Review and Outlook

## BUSINESS REVIEW FOR THE REPORTING PERIOD

In 2025, we continued to uphold the principle of “High quality and sustainable development” and “Build success based on technology and innovation”. This fiscal period has seen our cloud revenue reach unprecedented heights, underpinned by a massive expansion in our intelligent cloud computing services. The financial performance validates our confidence and commitments in the AI era, during which cloud industry has experienced a fundamental expansion of the addressable market.

During the Reporting Period, total revenues reached RMB9,558.6 million (US\$1,366.9 million) in 2025, increased by 22.8% year-over-year. Revenues from public cloud services were RMB6,633.5 million (US\$948.6 million), increased by 32.5% year-over-year, and revenues from enterprise cloud services were RMB2,925.1 million (US\$418.3 million), increased by 5.3% year-over-year. Gross profit was RMB1,503.4 million (US\$215.0 million), increased by 12.1% from RMB1,340.9 million in 2024. Gross margin was 15.7%, compared with 17.2% in 2024. Non-GAAP gross profit was RMB1,541.7 million (US\$220.5 million), increased by 13.5% from RMB1,357.8 million in 2024. Non-GAAP gross margin was 16.1%, compared with 17.4% in 2024. Non-GAAP EBITDA was RMB2,336.4 million (US\$334.1 million), increased by 265.7% from RMB638.9 million in 2024. Non-GAAP EBITDA margin was 24.4%, compared with 8.2% in 2024.

## PRODUCTS AND INDUSTRY-SPECIFIC SOLUTIONS

We provide a full suite of cloud products based on our extensive infrastructure, and develop our industry solutions based on the same suite of underlying technology capabilities. Our modularized cloud products, including unified IaaS infrastructure, PaaS middleware, SaaS applications, AI training and inference platforms, and deployment services, can be utilized to design different solutions to meet various business needs. Our cloud products primarily consist of cloud computing, storage and delivery.

We have designed various industry-specific solutions that can unleash the full potential of our infrastructure resources and add value to our customers. Leveraging our profound industry insights, we have strategically expanded our footprints into selected verticals as an early mover and have established a leading market position through relentless execution. As we continuously serve vertical leaders, our products and solutions continue to iterate and pivot based on customers’ feedback. By partnering with vertical leaders, we have accumulated proprietary industry know-how and formed an in-depth view of each selected vertical, which enables us to stay at the forefront of industry-specific cloud solutions. We have designed industry-specific solutions covering a wide spectrum of industry verticals, including the internet, public service, healthcare, financial service and enterprise service, among others.

While upholding the principle of “building success based on technology and innovation”, we have carried out technical upgrades and iterations around computing, storage, network, big data, databases, Starflow Platform (金山云星流平台) and Galaxy Stack. In particular, seizing the era opportunity of the rapid development of intelligent computing cloud, we have launched Kingsoft Cloud Starflow Platform – a turnkey AI training and inference platform built for the foundation AI models and embodied intelligence. It provides full lifecycle management-from model development and training to inference-with capabilities in development, training, inference, and data processing. Notably, the Kingsoft Cloud StarFlow Platform’s Model API service offers high-availability, easy-to-integrate model calling and management, covering the entire model calling lifecycle. Supporting high-concurrency inference and multi-model management, it helps users efficiently access diverse model resources and accelerates the implementation of large-model applications.

## Business Review and Outlook

### INFRASTRUCTURE

Our distributed infrastructure is the foundation of our technology. As of December 31, 2025, we owned two data centers and around 101,500 servers primarily throughout China, and achieved exabyte-level storage capacity. We have been investing in our infrastructure to upgrade our computing power and storage capabilities, in order to deliver higher-quality cloud service and enhance the economies of scale. We purchase and lease servers, network equipment and network resources, and lease data centers from industry-leading suppliers to ensure the reliability and availability of our network infrastructure. Our suppliers primarily include Internet Data Center (IDC) operators, telecommunication operators, server providers and network consumables suppliers in China.

In 2025, we have reaffirmed our original aspiration for high quality and sustainable development strategy and resolutely implemented cost reduction and efficiency initiatives. Adhering to our business plan, we prudently allocate our capital expenditure into strategic areas and focus on improving our efficiencies, and optimize our resources in an effort to improve overall profitability, sustainability and long-term competitive edge. In 2025, our total capital expenditures including those financed by third parties was RMB4,994.3 million (US\$714.2 million), compared with RMB4,124.7 million for the year ended December 31, 2024.

Looking forward, we will keep embracing the increasing cloud demands brought by AI training and inference, improving our efficiencies and optimizing our resources in an effort to improve overall profitability, sustainability and long-term competitive edge.

### RESEARCH AND DEVELOPMENT

We build our success based on technology and innovations. We stay committed to cloud-native technology development and have built up customer-centric research and development capabilities. To fulfill business needs of customers, we have been promoting seamless collaboration between solution development and service team and research and development team. With first-hand observations of customers' business, we are able to respond and tailor our solutions to address their needs in a timely manner. Leveraging our industry know-how, we also preemptively develop solutions to optimize customer experiences. For example, on top of our big-data middleware, we have developed different data management system suitable for different industries. Our technology platform acts as the foundation for product development and innovation to continuously address the evolving business needs of our customers, enabling us to constantly enhance customer engagement.

In 2025, our research and development expenses were RMB810.3 million (US\$115.9 million) and our research and development personnel reached 1,120 as of December 31, 2025.

## Business Review and Outlook

### ENVIRONMENTAL, SOCIAL AND GOVERNANCE (ESG)

ESG has been an important part of our corporate strategies and we have integrated ESG into our daily business operation and management. With our strong commitment into ESG, we have upgraded our ESG management to Board level. Our Board believes that continuous advancement of ESG management framework is beneficial to the sustainable development of the Company. Thus, the Board has appointed the Corporate Governance Committee, on behalf of the Board, to closely oversee and guide ESG issues. For the year ended December 31, 2025, we will publish our ESG report in April 2026 along with our annual report. This will be our sixth consecutive ESG report, since we proactively published report in the first year of our listing on NASDAQ in 2020.

### BUSINESS OUTLOOK

Looking forward, the new cycle of cloud industry is fundamentally driven by the systemic integration of AI into the core fabric of business operations. We will keep investing into intelligent cloud computing and develop together with our customers in the rapid evolution of “agentic AI” systems. We will keep working closely with Xiaomi and Kingsoft Ecosystem in the AI era. We aim to create value for our customers, shareholders, employees and society continually.



# Management Discussion and Analysis

## UNAUDITED CONDENSED CONSOLIDATED STATEMENTS OF COMPREHENSIVE LOSS

(All amounts in thousands, except for share and per share data)

	For the year ended December 31,		
	2024 RMB	2025 RMB	2025 US\$
<b>Revenues:</b>			
Public cloud services	5,007,251	6,633,492	948,577
Enterprise cloud services	2,777,777	2,925,127	418,287
Others	152	–	–
<b>Total revenues</b>	<b>7,785,180</b>	<b>9,558,619</b>	<b>1,366,864</b>
Cost of revenues	(6,444,254)	(8,055,211)	(1,151,880)
<b>Gross profit</b>	<b>1,340,926</b>	<b>1,503,408</b>	<b>214,984</b>
Operating expenses:			
Selling and marketing expenses	(479,369)	(551,406)	(78,850)
General and administrative expenses	(834,854)	(914,615)	(130,788)
Research and development expenses	(845,989)	(810,300)	(115,871)
Impairment of long-lived assets	(919,724)	–	–
<b>Total operating expenses</b>	<b>(3,079,936)</b>	<b>(2,276,321)</b>	<b>(325,509)</b>
<b>Operating loss</b>	<b>(1,739,010)</b>	<b>(772,913)</b>	<b>(110,525)</b>
Interest income	27,008	80,859	11,563
Interest expense	(229,705)	(498,048)	(71,220)
Foreign exchange (loss) gain	(19,531)	60,147	8,601
Other loss, net	(12,946)	(8,984)	(1,285)
Other (expense) income, net	(6,382)	191,044	27,319
<b>Loss before income taxes</b>	<b>(1,980,566)</b>	<b>(947,895)</b>	<b>(135,547)</b>
Income tax benefit	1,524	4,203	601
<b>Net loss</b>	<b>(1,979,042)</b>	<b>(943,692)</b>	<b>(134,946)</b>
Less: net loss attributable to non-controlling interests	(12,362)	(7,441)	(1,064)
<b>Net loss attributable to Kingsoft Cloud Holdings Limited</b>	<b>(1,966,680)</b>	<b>(936,251)</b>	<b>(133,882)</b>

## Management Discussion and Analysis

**Total Revenues** reached RMB9,558.6 million (US\$1,366.9 million), representing an increase of 22.8% from RMB7,785.2 million in 2024. The increase was due to the strong demands from AI business and enterprise cloud projects increase.

- Revenues from public cloud services were RMB6,633.5 million (US\$948.6 million), representing an increase of 32.5% from RMB5,007.3 million in 2024. The year-over-year increase was mainly due to the AI business growth, reaching RMB2,961.7 million.
- Revenues from enterprise cloud services were RMB2,925.1 million (US\$418.3 million), representing an increase of 5.3% from RMB2,777.8 million in 2024. The year-over-year increase was mainly driven by the increase of enterprise projects.
- Other revenues were RMB0.0 million (US\$0.0 million), compared with RMB0.1 million in 2024.

**Cost of revenues** was RMB8,055.2 million (US\$1,151.9 million), representing an increase of 25.0% from RMB6,444.3 million in 2024. Among which: IDC costs increased by 7.7% to RMB3,113.4 million (US\$445.2 million) from RMB2,892.1 million in 2024. The increase was mainly due to the grown infrastructure demands in line with AI business expansion. Depreciation and amortization costs were RMB2,321.7 million (US\$332.0 million), compared with RMB1,090.1 million in 2024, mainly due to the depreciation of newly acquired servers related to AI business. Fulfillment costs were RMB73.7 million (US\$10.5 million), representing a decrease of 68.7% from RMB235.7 million in 2024. The decrease was mainly due to the decrease of hardwares we provide in our enterprise cloud services. Solution development and services costs were RMB2,306.8 million (US\$329.9 million) in 2025, compared with RMB1,993.1 million in 2024. The increase was mainly due to the increase of IT services and delivery services.

**Gross profit** increased by 12.1% to RMB1,503.4 million (US\$215.0 million) in 2025, from RMB1,340.9 million in 2024. **Gross margin** decreased to 15.7%, from 17.2% in 2024. **Non-GAAP gross profit** increased to RMB1,541.7 million (US\$220.5 million) in 2025, from RMB1,357.8 million in 2024. **Non-GAAP gross margin** decreased to 16.1% in 2025 from 17.4% in 2024. Such decreases were primarily because of increasing depreciation costs.

**Selling and marketing expenses** were RMB551.4 million (US\$78.9 million), compared with RMB479.4 million in 2024. The increase was mainly due to the increase of share-based compensation.

**General and administrative expenses** were RMB914.6 million (US\$130.8 million), compared with RMB834.9 million in 2024. The increase was mainly due to the increase in share-based compensation and partially offset by decrease of credit loss expense.

**Research and development expenses** were RMB810.3 million (US\$115.9 million), compared with RMB846.0 million in 2024. The decrease was mainly due to the decrease in personnel-related expenses.

**Impairment of long-lived assets** was RMB0.0 million (US\$0.0 million), compared with RMB919.7 million in 2024.

**Operating loss** was RMB772.9 million (US\$110.5 million), compared with RMB1,739.0 million in 2024. **Non-GAAP operating loss** was RMB152.2 million (US\$21.8 million), significantly narrowed compared with RMB431.3 million in 2024. **Non-GAAP operating loss margin** was 1.6%, significantly improved from 5.5% in 2024.

**Net loss** was RMB943.7 million (US\$134.9 million), significantly narrowed from net loss of RMB1,979.0 million in 2024.

## Management Discussion and Analysis

**Non-GAAP net loss** was RMB556.9 million (US\$79.6 million), compared with Non-GAAP net loss of RMB825.3 million in 2024.

**Non-GAAP EBITDA** was RMB2,336.4 million (US\$334.1 million), compared with RMB638.9 million in 2024. **Non-GAAP EBITDA margin** was 24.4%, compared with 8.2% in 2024.

**Basic and diluted net loss per share** was RMB0.23 (US\$0.03), compared with RMB0.54 in 2024.

### LIQUIDITY AND CAPITAL RESOURCE

Our sources of liquidity primarily consist of net proceeds from the sale and issuance of our shares, including the net proceeds we received from our US IPO and follow-on offering in 2020, proceeds from follow-on offering and concurrent private placement with Kingsoft Corporation and the placing in 2025, and proceeds from financing facilities such as borrowings from third parties and related parties, which have historically been sufficient to meet our working capital and capital expenditure requirements. Our cash and cash equivalents consist of cash on hand and time deposits placed with banks that have original maturities of less than three months and are unrestricted as to withdrawal or use, subject to any restrictions imposed by applicable laws and regulations, including restrictions on foreign exchange and the ability to transfer cash between entities, across borders and to U.S. investors.

As of December 31, 2025, substantially all of our cash and cash equivalents were located in the Chinese Mainland and Hong Kong. In the long term, we intend to finance our future working capital requirements and capital expenditures from cash generated from operating activities and funds raised from financing activities.

As of December 31, 2025, our cash and cash equivalents amounted to RMB6,018.0 million (US\$860.6 million), representing an increase of 127.2% from RMB2,648.8 million of December 31, 2024.

### PLEDGE OF ASSETS

The Company had pledged electronic equipment and receivables with a carrying amount of RMB2,771.0 million (US\$396.2 million) for obtaining borrowings as of December 31, 2025, compared with the electronic equipment and receivables with a carrying amount of RMB2,504.1 million for obtaining borrowings as of December 31, 2024. As of December 31, 2025 and December 31, 2024, the current portion of such borrowings were RMB1,115.9 million (US\$159.6 million) and RMB1,803.9 million, and the non-current portion of the borrowings were RMB1,721.0 million (US\$246.1 million) and RMB932.8 million, respectively.

## Management Discussion and Analysis

### FOREIGN EXCHANGE EXPOSURE

We transact a majority of our business in RMB, and have transactional currency exposures. Certain of our bank balances, other receivables, and accruals and other payables are dominated in foreign currencies and are exposed to foreign currency risk. We currently do not have a foreign currency hedging policy. However, our management monitors foreign exchange exposure and will consider appropriate hedging measures in the future should the need arise.

### GEARING RATIO

As at December 31, 2025, the Group's gearing ratio, representing total liabilities divided by total assets, was 65.2%, compared with 68.7% as at December 31, 2024.

### MATERIAL INVESTMENTS

As of December 31, 2025, the Group did not hold any significant investments (including any investment in an investee company with a value of 5% or more of the Group's total assets as of December 31, 2025). As of December 31, 2025, the Group did not have any further plans for material investments and capital assets.

### CONTINGENT LIABILITIES

As of December 31, 2025, the Group did not have any material contingent liabilities.

### MATERIAL ACQUISITIONS AND DISPOSALS

For the year ended December 31, 2025, the Group did not conduct any material acquisitions and disposals of subsidiaries, consolidated affiliated entities, associates, and joint ventures.

## Management Discussion and Analysis

### EMPLOYEES AND REMUNERATION

The Company had 15,225 employees as of December 31, 2025, most of whom were located in China, and the rest were located overseas. The following table sets forth a breakdown of our employees by function as of December 31, 2025:

<b>Function</b>	<b>Number of Employees</b>	<b>Percentage</b>
Research and development	1,120	7.4%
Sales and marketing	367	2.4%
General and administrative	791	5.2%
Solution development and services	12,947	85.0%
<b>Total</b>	<b>15,225</b>	<b>100%</b>

Our success depends on our ability to attract, retain and motivate qualified personnel, and we believe that our high-quality talent pool is one of the core strengths of our Company. We adopt high standards and strict procedures in our recruitment, including campus recruitment, online recruitment, internal recommendation and recruitment through executive search, to satisfy our demands for different types of talents.

We provide regular and specialized trainings tailored to the needs of our employees in different departments. Our employees can also improve their skills through our development of solutions for our customers and mutual learning among colleagues. New employees will receive pre-job training and general training.

We maintain continuous investment in talent development, focusing on strategic reserves of cloud computing and AI specialists. We have established three-layer talents structure and provide various training programs, from senior management, “high-potential” talents to campus recruits. Guided by our principle of “High quality and sustainable development”, we continuously shape our culture of “People-oriented, technology-driven, reputation-first, and governance-focused”.

We offer competitive compensations for our employees. Besides, we regularly evaluate the performance of our employees and reward those who perform well with higher compensations or promotion. The employee benefit expenses for the year ended December 31, 2025 were approximately RMB464.8 million (US\$66.5 million).

As required by PRC laws and regulations, we participate in various employee social security schemes organized by municipal and provincial governments, including pension, maternity insurance, unemployment insurance, work-related injury insurance, health insurance and housing provident fund. We are required under PRC laws and regulations to make contributions to employee social security schemes at specified percentages of the salaries, bonuses and certain allowances of our employees, up to a maximum amount specified by the local government from time to time. During the year ended December 31, 2025, there was no forfeiture of contributions under the defined contribution plans of the Group, and there were no forfeited contributions had been used by the Group to reduce the existing level of contributions.

# Directors' Report

The Board is pleased to present this Directors' report together with the consolidated financial statements of the Group for the year ended December 31, 2025.

## DIRECTORS

The Directors who held office during the Reporting Period and up to the Latest Practicable Date are:

### Executive Directors

Mr. Zou Tao (鄒濤) (*Chairman with effect from March 25, 2026*)  
 Mr. He Haijian (何海建) (*resigned on June 30, 2025*)

### Non-executive Directors

Mr. Zhang Duo (張鐸) (*appointed on June 9, 2025*)  
 Mr. Feng Honghua (馮宏華) (*resigned on June 9, 2025*)  
 Mr. Qu Heng (屈恒) (*appointed on March 25, 2026*)  
 Mr. Lei Jun (雷軍) (*resigned on March 25, 2026*)

### Independent non-executive Directors

Mr. Yu Mingto (喻銘鐸)  
 Mr. Wang Hang (王航)  
 Ms. Qu Jingyuan (曲靜淵)

Biographical details of the Directors are set out in the section headed "Directors and Senior Management" of this annual report.

## GENERAL INFORMATION

The Company was incorporated under the laws of the Cayman Islands on January 3, 2012 as an exempted company with limited liability. The Company's ADSs, each of which represents 15 Shares, were listed on Nasdaq under the symbol of "KC" on May 8, 2020. The Company's Shares were listed on the Main Board of the Hong Kong Stock Exchange under the stock code "3896" and stock short name "KINGSOFT CLOUD" on December 30, 2022.

## PRINCIPAL ACTIVITIES

The Group is a leading independent cloud service provider in China. With our full commitment to cloud service, we are dedicated to mobilizing our resources to enable our customers to successfully embrace the benefits of cloud solutions, to pursue their digital transformation strategies, and to create business value.

## BUSINESS REVIEW

The discussions in the sections headed "Business Review and Outlook", "Management Discussion and Analysis" and "Other Information" of this annual report regarding, among others, a fair review of the Company's business, an indication of likely future development of the Company's business, an analysis of the Group's financial performance, the Group's key relationships with its stakeholders and events affecting the Company that have occurred since the end of the Reporting Period as required by Schedule 5 to the Companies Ordinance, form part of this Directors' report.

## Directors' Report

### PRINCIPAL RISKS AND UNCERTAINTIES

Our business involves certain risks as set out in the section headed “Risk Factors” in the Listing Document and the Form 20-F for the year ended December 31, 2025 filed with the Securities and Exchange Commission. The following is a summary of certain principal risks and uncertainties facing our Group, some of which are beyond our control.

#### Risks Relating to Our Business and Industry

- Our historical financial and operating results may not be indicative of future performance.
- We have a history of net loss and we may not be able to achieve or subsequently maintain profitability.
- To support our business growth, we are continuously optimizing and expanding our infrastructure including data centers, and investing substantially in our research and development efforts, which may negatively impact our cash flow, and may not generate the results we expect to achieve.
- We have recorded negative cash flows from operating activities historically.
- The market in which we participate is competitive, and if we do not compete effectively, our business, results of operations and financial condition could be harmed.
- Data loss, security incidents and other attacks on our platform, products or solutions, or our global network infrastructure could lead to significant costs and disruptions that could harm our business, financial results, and reputation.
- Goodwill represented a significant portion of our total assets. If our goodwill is to be impaired, our results of operations and financial condition may be adversely affected.

#### *Cloud service and solutions reporting unit*

In 2024 and 2025, we performed quantitative assessment for the goodwill allocated to Cloud service and solutions reporting unit. The fair value of this reporting unit has been determined using the discounted cash flow approach with the assistance of an independent third-party valuation firm. Significant assumptions used included projected revenue growth rates for public cloud services revenue, IDC costs and discount rate. As of December 31, 2025, the fair value of the Cloud service and solutions reporting unit amounted to RMB8,619.0 million (US\$1,232.5 million) and exceeded its carrying amount by RMB1,837.2 million (US\$262.7 million) or 27%. As of December 31, 2025, we performed quantitative assessment and concluded it is not more likely than not that the fair value of the reporting unit is less than its carrying amount. No impairment losses were recognized for the years ended December 31, 2024 and 2025.

## Directors' Report

### PRINCIPAL RISKS AND UNCERTAINTIES (Continued)

#### Risks Relating to Our Business and Industry (Continued)

##### *Cloud service and solutions reporting unit (Continued)*

The following table sets forth the range of significant assumptions used in the goodwill impairment assessment of Cloud service and solutions reporting unit for the relevant year/period:

	<b>December 31, 2025</b>	September 30, 2024
Projected public cloud services revenue growth rates	<b>1.77%-24.80%</b>	6.79%-21.16%
Projected IDC costs as a percentage of public cloud services revenue	<b>36.78%-40.03%</b>	42.00%-58.08%
Discount rate	<b>11.4%</b>	12.5%

Changes in projected public cloud services revenue growth rates reflect the Group's renewed business plan to optimize its business mix, by focusing on the development of AI business. Changes in the projected IDC costs as a percentage of public cloud services revenue demonstrate higher margin resulting from improving business mix, and the Group's proactive cost-control strategies of price negotiation with IDC service providers. Changes in discount rate primarily resulted from adjustments made to the company risk premium.

A sensitivity analysis of the goodwill impairment shows that, with all other variables hold constant, a reasonably possible change in key parameters would not cause the carrying amount of the Cloud service and solutions reporting unit to exceed its fair value. Future changes to our estimates and assumptions based upon changes in operating results, macro-economic factors or management's intentions may result in future changes to the fair value of our reporting units.

##### *Cloud-based digital solutions and services reporting unit*

In 2024 and 2025, we performed qualitative and quantitative assessment for the goodwill allocated to Cloud-based digital solutions and services reporting unit. The fair value of this reporting unit has been determined using the discounted cash flow approach with the assistance of an independent third-party valuation firm. Significant assumptions used included projected revenue growth rates, gross margin and discount rate. As of December 31, 2025, the fair value of the Cloud-based digital solutions and services reporting unit amounted to RMB2,854.0 million (US\$408.1 million) and exceeded its carrying amount by RMB322.7 million (US\$46.1 million) or 13%. No impairment losses were recognized for the years ended December 31, 2024 and 2025.

The following table sets forth the range of significant assumptions used in the goodwill impairment assessment of Cloud-based digital solutions and services reporting unit for the years ended December 31, 2024 and 2025:

	<b>December 31, 2025</b>	December 31, 2024
Projected revenue growth rates	<b>11.78%-17.11%</b>	7.94%-14.43%
Projected gross margin	<b>16.96%-17.09%</b>	19.17%-19.22%
Discount rate	<b>12.5%</b>	12.5%

## Directors' Report

### PRINCIPAL RISKS AND UNCERTAINTIES (Continued)

#### Risks Relating to Our Business and Industry (Continued)

##### *Cloud-based digital solutions and services reporting unit (Continued)*

Changes in projected revenue growth rates due to the growth in the scale of the businesses of our customers. Changes in projected gross margin reflect more stringent cost reduction and efficiency strategies adopted by our customers.

A sensitivity analysis of the goodwill impairment shows that, with all other variables hold constant, a reasonably possible change in the significant assumptions would not cause the carrying amount of the reporting units to exceed their fair value. Future changes to our estimates and assumptions based upon changes in operating results, macro-economic factors or management's intentions may result in future changes to the fair value of our reporting units.

- Significant impairment of our property and equipment could materially impact our financial position and results of our operations.

In consideration of the continuous operating losses of the public cloud asset group, we performed recoverability tests and the results indicated that long-lived assets associated with the public cloud asset group were not recoverable during the years ended December 31, 2024. As the estimated fair value of these assets was below their carrying value, we recognized RMB919.7 million of impairment losses for the years ended December 31, 2024. We determine the fair value of the asset group using the discounted cash flows method with the assistance of an independent third-party valuation firm. The significant assumptions used included revenue growth rates for public cloud services revenue, IDC costs and discount rate.

We performed recoverability tests during the year ended December 31, 2025, no impairment losses were recognized.

The discounted cash flows method used in calculating the fair value of the asset group is a widely used valuation model.

The following table sets forth the range of significant assumptions used in long-lived assets impairment assessment for the relevant year/period:

	<b>December 31, 2025</b>	September 30, 2024
Projected public cloud services revenue growth rates	<b>(2.39%)-15.65%</b>	8.20%-21.16%
Projected IDC costs as a percentage of public cloud services revenue	<b>28.82%-43.65%</b>	42.96%-58.08%
Discount rate	<b>N/A</b>	12.5%

## Directors' Report

### PRINCIPAL RISKS AND UNCERTAINTIES (Continued)

#### Risks Relating to Our Relationships with Kingsoft Group and Xiaomi

- If we are no longer able to benefit from our business cooperation with Kingsoft Group or Xiaomi Group and its ecosystem, our business may be adversely affected.
- Kingsoft Group and Xiaomi Group are our existing customers, from which we received a portion of revenues and made borrowings. Failure to maintain the relationships with them would result in lower revenues and could adversely impact our business, operation results and financial conditions.
- Any policy changes, punishment or litigation against Kingsoft Group or Xiaomi, or any negative developments in Kingsoft Group's or Xiaomi's market position, brand recognition or financial condition may materially and adversely affect our reputation, business, results of operations and financial condition.
- Certain existing shareholders have substantial influence over our Company and their interests may not be aligned with the interests of our other shareholders.

#### Risks Relating to Our Corporate Structure and the Contractual Arrangements

- There are substantial uncertainties regarding the interpretation and application of current and future PRC laws, regulations, and rules relating to the agreements that establish the contractual arrangement for our operations in China, including potential future actions by the PRC government, which could affect the enforceability of our contractual arrangements with the VIEs and, consequently, significantly affect the financial condition and results of operations performance of our Company. If the PRC government finds such agreements that establish the structure for operating our businesses in China non-compliant with relevant PRC laws, regulations, and rules, or if these laws, regulations, and rules or the interpretation thereof change in the future, we could be subject to severe penalties or be forced to relinquish our interests in the VIEs.
- Uncertainties exist with respect to the interpretation and implementation of Foreign Investment Law and its implementing rules and other foreign investment related laws and regulations and how they may impact our business, financial condition and results of operations.
- The Company relies on contractual arrangements with the VIEs and their respective shareholders for a large portion of our business operations, which may not be as effective as direct ownership in providing operational control.
- Any failure by the VIEs or the registered shareholders to perform their obligations under our contractual arrangements with them would have a material and adverse effect on our business.

#### Risks Relating to Doing Business in China

- A severe or prolonged downturn in the PRC or global economy could materially and adversely affect our business, results of operations and financial condition.
- We may be adversely affected by rising international political tensions.
- Changes in China's economic or social conditions or government policies could have a material adverse effect on our business and operations.

## Directors' Report

### PRINCIPAL RISKS AND UNCERTAINTIES (Continued)

#### Risks Relating to Doing Business in China (Continued)

- Changes and developments in the PRC legal system and the interpretation and enforcement of PRC laws, rules and regulations may subject us to uncertainties.
- You may experience difficulties in effecting service of legal process, enforcing foreign judgments or bringing actions in China against us or our management based on foreign laws.
- The filing, approval or other administrative requirements of the CSRC or other PRC government authorities may be required to maintain our listing status or conduct future offshore securities or debt offerings.
- We may rely on dividends and other distributions on equity paid by our PRC subsidiaries to fund any cash and financing requirements we may have, and any limitation on the ability of our PRC subsidiaries to make payments to us could have a material and adverse effect on our ability to conduct our business.
- The Public Company Accounting Oversight Board (United States) (“**PCAOB**”) had historically been unable to inspect our auditor in relation to their audit work performed for our financial statements included elsewhere in this annual report.
- Trading in our securities on U.S. markets, including the Nasdaq, may be prohibited under the Holding Foreign Companies Accountable Act, or the HFCAA, if the PCAOB determines that it is unable to inspect or investigate completely our auditor for two consecutive years.

#### Risks Relating to Our Ordinary Shares and the ADSs

- The price and trading volume of our ordinary shares and the ADSs may be volatile, which could lead to substantial losses to investors.
- If securities or industry analysts do not publish research or reports about our business, or if they adversely change their recommendations regarding our securities, the market price for our ordinary shares and/or the ADSs and trading volume could decline.
- Substantial future sales or perceived sales of our ordinary shares or the ADSs in the public market could materially and adversely affect the price of our ordinary shares or the ADSs.
- Techniques employed by short sellers may drive down the market price of our ordinary shares and/or the ADSs.
- Because we do not expect to pay dividends in the foreseeable future, you must rely on a price appreciation of our ordinary shares and/or the ADSs for a return on your investment.

## Directors' Report

### ENVIRONMENTAL POLICIES AND PERFORMANCE

The Group is committed to fulfilling social responsibility, promoting employee benefits and development, protecting the environment, and giving back to community and achieving sustainable growth. Details of such are set out in the ESG Report which is published along with this annual report.

### COMPLIANCE WITH RELEVANT LAWS AND REGULATIONS

Save as may be disclosed in this annual report and the ESG Report, the Group has complied with the relevant laws and regulations that have a significant impact on the operations of the Group, including the requirements under the Hong Kong Companies Ordinance (Chapter 622 of the Laws of Hong Kong), the Hong Kong Listing Rules, the Securities and Futures Ordinance (Chapter 571 of the Laws of Hong Kong) and the Corporate Governance Code for, among other things, the disclosure of information and corporate governance.

### CONNECTED TRANSACTIONS

During the Reporting Period, save as disclosed in this section, no related party transaction disclosed in Note 19 to the consolidated financial statements falls under the definition of “connected transaction” or “continuing connected transaction” in Chapter 14A of the Hong Kong Listing Rules. The Company has complied with the disclosure requirements under Chapter 14A of the Hong Kong Listing Rules.

#### Continuing connected transactions

##### 1. *Continuing Connected Transactions under Framework Agreement with Kingsoft Corporation*

On December 20, 2022, in order to regulate the ongoing transactions between the Group and Kingsoft Group, the Company entered into a framework agreement with Kingsoft Corporation (the “**2022 Kingsoft Framework Agreement**”), pursuant to which, (i) the Group has agreed to provide cloud services to the Kingsoft Group, including but not limited to cloud storage, cloud computing services and comprehensive cloud solutions, and (ii) Kingsoft Group has agreed to provide the comprehensive property management and administrative services to us, including but not limited to property management services and other related administrative support for our office space. The initial term of the 2022 Kingsoft Framework Agreement commences from the Hong Kong Listing Date and expired on December 31, 2024.

On November 19, 2024, the Company renewed the 2022 Kingsoft Framework Agreement by entering into the business cooperation and service framework agreement with Kingsoft Corporation (the “**2024 Kingsoft Framework Agreement**”), pursuant to which, (i) the Group has agreed to provide cloud services to the Kingsoft Group, including but not limited to cloud storage, cloud computing, computing power services, comprehensive cloud solutions, and technical support, maintenance and upgrading services and other related or similar services; (ii) Kingsoft Group has agreed to provide the comprehensive property management, administrative services, software, and system support to the Group, including but not limited to property management services and other related administrative support for the office space; (iii) Kingsoft Group has agreed to provide comprehensive technology services to the Group, including but not limited to the WPS365 software licensing, document middleware, document center services, IT process system services such as KOA development and other related software and technology services; and (iv) Kingsoft Group has agreed to lease certain properties to the Group. The initial term of the 2024 Kingsoft Framework Agreement commences from the January 1, 2025 and will expire on December 31, 2027. The 2024 Kingsoft Framework Agreement will, subject to compliance with the relevant laws and regulations and the Hong Kong Listing Rules, be renewed with the consent of the parties.

## Directors' Report

### CONNECTED TRANSACTIONS (Continued)

#### Continuing connected transactions (Continued)

#### 1. Continuing Connected Transactions under Framework Agreement with Kingsoft Corporation (Continued)

Throughout the Reporting Period, and as of the Latest Practicable Date, Kingsoft Corporation is our controlling shareholder within the meaning under the Hong Kong Listing Rules. Kingsoft Corporation is therefore a connected person of the Company as defined under the Hong Kong Listing Rules.

Further details of the 2022 Kingsoft Framework Agreement, 2024 Kingsoft Framework Agreement and the transactions contemplated thereunder are set out in the section headed "Connected Transactions" in the Listing Document, the announcement and the circular of the Company dated November 19, 2024 and November 29, 2024, respectively.

The table below sets forth the proposed annual caps of the transactions under the 2024 Kingsoft Framework Agreement, and the actual amount incurred for the year ended December 31, 2025:

	Proposed annual caps for the years ended/ ending December 31,			Actual amount incurred for the year ended December 31,
	2025	2026 <i>(RMB in million)</i>	2027	2025
<b>Fees payable by Kingsoft Group in respect of the cloud services</b>	469.1	597.0	775.5	384.6
<b>Fees payable by the Group in respect of the comprehensive property services</b>	16.9	17.9 <sup>Note</sup>	18.9 <sup>Note</sup>	9.4
<b>Fees payable by the Group in respect of the comprehensive technology services</b>	7.5	8.5	9.5	1.7
<b>Maximum value of right-of-use asset in respect of the property lease</b>	4.7	5.1 <sup>Note</sup>	5.5 <sup>Note</sup>	–

*Note:* reference is made to the announcement of the Company dated March 1, 2026. Due to the Group's increasing demand of leasing from Kingsoft Group in light of its future business planning and administrative needs, the Board resolved to revise the annual caps for the comprehensive property services and the property lease services provided by Kingsoft Group to the Group for 2026 and 2027. The revised annual caps in respect of the comprehensive property services for the two years ending December 31, 2027 are RMB28.1 million and RMB29.3 million, respectively. The revised annual caps for in respect of the property lease for the two years ending December 31, 2027 are RMB65.6 million and RMB66.1 million, respectively.

## Directors' Report

### CONNECTED TRANSACTIONS (Continued)

#### Continuing connected transactions (Continued)

#### 2. *Continuing Connected Transactions under the Loan Facility Framework Agreement with Kingsoft Corporation*

On December 4, 2023, to raise additional financial resources to continue to grow the business supporting revenue through computing power equipment procurement and R&D, the Company entered into a loan facility framework agreement (the “**Loan Facility Framework Agreement**”) with Kingsoft Corporation, pursuant to which, Kingsoft Corporation agreed to provide a loan facility of up to RMB1.5 billion (the “**Loan Facility**”) to the Group during the period commencing from December 5, 2023 and ended at December 31, 2025.

Throughout the Reporting Period, and as of the Latest Practicable Date, Kingsoft Corporation is our controlling shareholder within the meaning under the Hong Kong Listing Rules. Kingsoft Corporation is therefore a connected person of the Company as defined under the Hong Kong Listing Rules.

Pursuant to the Loan Facility Framework Agreement, the Group will not be required to provide any security for the drawdown of a loan facility in the principal amount of not exceeding RMB500.0 million (the “**Unsecured Loan Facility**”), as long as the applicable conditions are met, which were all met subsequent to entering into the relevant agreements. As the transactions contemplated under the Unsecured Loan Facility were conducted on normal commercial terms or better, they constituted continuing connected transactions but are fully exempted under Rule 14A.90 of the Hong Kong Listing Rules, including the requirement to set annual caps.

In the event that any drawdown to be made under the Loan Facility does not satisfy the conditions as Unsecured Loan Facility, the Group shall create charge over certain fixed assets in favor of Kingsoft Corporation (the “**Secured Loan Facility**”). The annual cap in respect of the Secured Loan Facility is the maximum amount available for drawdown under the Loan Facility which, as approved by independent Shareholders, for each financial year of 2024 and 2025, shall not exceed RMB1.5 billion. For the year ended December 31, 2025, the actual drawdown amount of the secured loan is nil.

Details of the Loan Facility Framework Agreement and the Loan Facility are set out in the announcement and circular of the Company dated December 4, 2023 and January 12, 2024, respectively.

## Directors' Report

### CONNECTED TRANSACTIONS (Continued)

#### Continuing connected transactions (Continued)

#### 3. Continuing Connected Transactions under Framework Agreement with Xiaomi

On December 20, 2022, in order to regulate the ongoing transactions between the Group and Xiaomi Group, the Company entered into a framework agreement with Xiaomi (the “**2022 Xiaomi Framework Agreement**”), pursuant to which, (i) the Group has agreed to provide cloud services to Xiaomi Group, including but not limited to cloud storage and cloud computing services and comprehensive cloud solutions, (ii) the Group has agreed to purchase customized terminal devices and software from Xiaomi Group, and (iii) the Group has agreed to continue to obtain financing from Xiaomi Group by way of sale-and-leaseback arrangement. The initial term of the 2022 Xiaomi Framework Agreement commences from the Hong Kong Listing Date and expired on December 31, 2024.

On November 19, 2024, the Company renewed the 2022 Xiaomi Framework Agreement by entering into the business cooperation and service framework agreement with Xiaomi (the “**2024 Xiaomi Framework Agreement**”), pursuant to which, (i) the Group has agreed to provide cloud services to the Xiaomi Group, including but not limited to cloud storage, cloud computing, computing power services, comprehensive cloud solutions, and technical support, maintenance and upgrading services and other related or similar services; and (ii) Xiaomi Group has agreed to provide financing services to the Group by way of sale-and-leaseback finance lease, direct finance lease, factoring and secured loans. The initial term of the 2024 Xiaomi Framework Agreement commences from the January 1, 2025 and will expire on December 31, 2027. The 2024 Xiaomi Framework Agreement will, subject to compliance with the relevant laws and regulations and the Hong Kong Listing Rules, be renewed with the consent of the parties.

Throughout the Reporting Period and as of the Latest Practicable Date, Xiaomi is a substantial shareholder of the Company, and Mr. Lei Jun, our non-executive Director and Chairman (resigned on March 25, 2026), is the controlling shareholder of Xiaomi. Xiaomi is therefore a connected person of the Company as defined under the Hong Kong Listing Rules.

Further details of the 2022 Xiaomi Framework Agreement, 2024 Xiaomi Framework Agreement and the transactions contemplated thereunder are set out in the section headed “Connected Transactions” in the Listing Document, the announcement and the circular of the Company dated November 19, 2024 and November 29, 2024, respectively.

## Directors' Report

### CONNECTED TRANSACTIONS (Continued)

#### Continuing connected transactions (Continued)

#### 3. Continuing Connected Transactions under Framework Agreement with Xiaomi (Continued)

The table below sets forth the proposed annual caps of the transactions under the 2024 Xiaomi Framework Agreement, and the actual amount incurred for the year ended December 31, 2025:

	Proposed annual caps for the years ended/ ending December 31,			Actual amount incurred for the year ended December 31,
	2025	2026	2027	2025
	<i>(RMB in million)</i>			
<b>Fees payable by Xiaomi Group in respect of the cloud services</b>	2,309.8	3,138.3	4,035.1	2,255.2
<b>In respect of financing services:</b>				
<b>a. Finance lease (including sale and-leaseback finance lease and direct finance lease): Maximum outstanding balance</b>	1,200	1,200	1,200	883.0
<b>b. Factoring: Maximum outstanding balance</b>	1,200	1,200	1,200	150.9
<b>c. Secured loans: Maximum outstanding balance</b>	2,000	2,000	2,000	–

#### 4. Continuing Connected Transactions under 2025 Xiaomi Cooperation Framework Agreement

On July 29, 2025, the Group entered into a framework agreement with Xiaomi (the “**2025 Xiaomi Cooperation Framework Agreement**”), pursuant to which (i) Xiaomi Group has agreed to provide IDC related service to the Group, including but not limited to IDC co-location and other related maintenance and support services for an initial term of three years commencing from July 29, 2025 and ending at July 28, 2028, and (ii) Xiaomi Group has agreed to sell network hardware devices to the Group, including but not limited to switches and other network hardware devices for an initial term of one year commencing from July 29, 2025 and ending at July 28, 2026. The 2025 Xiaomi Cooperation Framework Agreement will, subject to compliance with the relevant laws and regulations and the Hong Kong Listing Rules, be renewed with the consent of the parties.

Throughout the Reporting Period and as of the Latest Practicable Date, Xiaomi is a substantial shareholder of the Company, and Mr. Lei Jun, our non-executive Director and Chairman (resigned on March 25, 2026), is the controlling shareholder of Xiaomi. Xiaomi is therefore a connected person of the Company as defined under the Hong Kong Listing Rules.

Further details of the 2025 Xiaomi Cooperation Framework Agreement and the transactions contemplated thereunder are set out in the announcement of the Company dated July 29, 2025.

## Directors' Report

### CONNECTED TRANSACTIONS (Continued)

#### Continuing connected transactions (Continued)

#### 4. Continuing Connected Transactions under 2025 Xiaomi Cooperation Framework Agreement (Continued)

The tables below set forth the proposed annual caps of the transactions under the 2025 Xiaomi Cooperation Framework Agreement, and the actual amount incurred for the relevant period in 2025:

*In respect of the IDC services*

	Proposed annual caps			Actual amount incurred	
	For the period from July 29, 2025 to December 31, 2025	For the year ending December 31, 2026	For the year ending December 31, 2027	For the period from January 1, 2028 to July 28, 2028	For the period from July 29, 2025 to December 31, 2025
	<i>(RMB in million)</i>				
<b>Fees payable by the Group to Xiaomi Group in respect of the IDC services</b>	41.0	82.0	82.0	41.0	17.2

*In respect of the network hardware devices*

	Proposed annual caps		Actual amount incurred
	For the period from July 29, 2025 to December 31, 2025	For the period from January 1, 2026 to July 28, 2026	For the period from July 29, 2025 to December 31, 2025
	<i>(RMB in million)</i>		
<b>Fees payable by the Group to Xiaomi Group in respect of the network hardware devices</b>	33.5	6.7	29.6

## Directors' Report

### CONNECTED TRANSACTIONS (Continued)

#### Continuing connected transactions (Continued)

##### 5. Continuing Connected Transactions under Contractual Arrangements

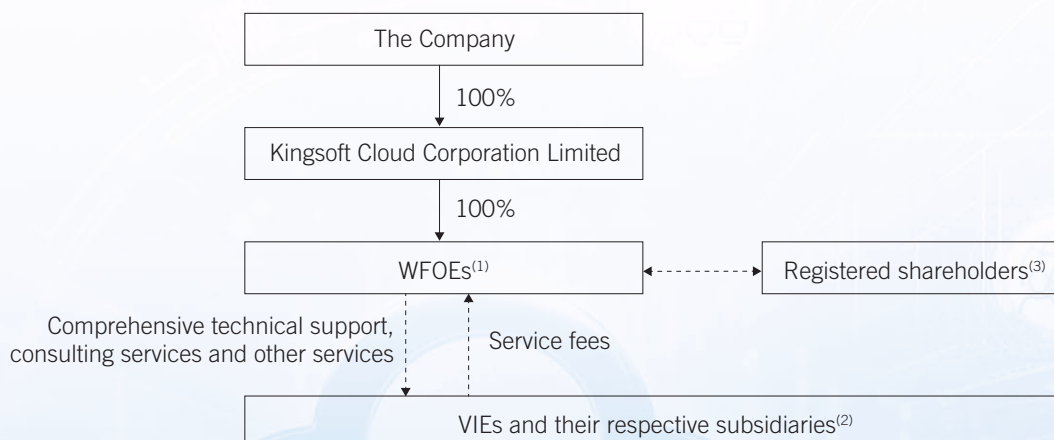
During the Reporting Period, we conducted our value-added telecommunication services through our Consolidated Affiliated Entities in the PRC, as value-added telecommunication services are subject to foreign investment restriction in accordance with the applicable PRC laws and regulations, and it is not viable for the Group to hold Consolidated Affiliated Entities directly through equity ownership.

Therefore, in order for the Company to effectively control and enjoy the entire economic benefits of Consolidated Affiliated Entities, a series of Contractual Arrangements have been entered into among the WFOEs, the Consolidated Affiliated Entities and the Registered Shareholders. The Contractual Arrangements enable the Company to (i) receive substantially all of the economic benefits derived from our Consolidated Affiliated Entities in consideration for the services provided by the WFOEs to the Consolidated Affiliated Entities; (ii) exercise effective control over the Consolidated Affiliated Entities; and (iii) hold an exclusive option to purchase the equity interests and assets in the Consolidated Affiliated Entities to the extent permitted by PRC law.

Other than the Contractual Arrangements described in this annual report, there was no other new contractual arrangement entered into, renewed or reproduced during the year ended December 31, 2025. There was no material change in the Contractual Arrangements and/or the circumstances under which they were adopted for the year ended December 31, 2025. As of December 31, 2025, none of the Contractual Arrangements has been terminated as none of the restrictions that led to the adoption of the Contractual Arrangements has been removed.

##### *Summary of the material terms of the Contractual Arrangements*

The following simplified diagram illustrate the flow of economic benefits from Consolidated Affiliated Entities to our Group stipulated under the Contractual Arrangements:



## Directors' Report




### CONNECTED TRANSACTIONS (Continued)

#### Continuing connected transactions (Continued)

##### 5. Continuing Connected Transactions under Contractual Arrangements (Continued)

###### *Summary of the material terms of the Contractual Arrangements (Continued)*

###### *Notes:*

- (1) The WFOEs refer to Beijing Kingsoft Cloud and Yunxiang Zhisheng.
- (2) The VIEs refer to Zhuhai Kingsoft Cloud and Kingsoft Cloud Information. Each of Nanjing Qianyi, Kingsoft Cloud Tianjin and Shanghai Jinxun Ruibo is a subsidiary of Kingsoft Cloud Network, which is wholly owned by Zhuhai Kingsoft Cloud. Each of Chibi Kingsoft Cloud Network Technology Co., Ltd.\* (赤壁金山雲網絡技術有限公司), one of the Project Entities (defined below), and Kingsoft Cloud (Shenzhen) Edge Computing Technology Co., Ltd.\* (金山雲(深圳)邊緣計算科技(有限)公司) is a subsidiary of Wuhan Kingsoft Cloud, which is indirectly wholly owned by Kingsoft Cloud Information through Beijing Jinxun Ruibo. Each of the remaining Project Entities (defined below), including Rizhao Kingsoft Cloud Network Technology Co., Ltd.\* (日照金山雲網絡技術有限公司), Kingsoft Cloud Network Technology (Jiangsu) Co., Ltd.\* (金山雲網絡技術(江蘇)有限公司), Lingqiong Shunlian (Qingyang) Data Technology Co., Ltd.\* (凌穹瞬聯(慶陽)數據科技(有限)公司), Kingsoft Cloud Perception City Technology (Anhui) Co., Ltd.\* (金山雲感知城市科技(安徽)有限公司), Hangzhou Kingsoft Cloud Network Technology Co., Ltd.\* (杭州金山雲網絡技術有限公司) and Kingsoft Cloud (Wuhan) Data Technology Co., Ltd.\* (金山雲(武漢)數據科技(有限)公司), is a subsidiary of Kingsoft Cloud Network, which is wholly owned by Zhuhai Kingsoft Cloud.
- (3) Zhuhai Kingsoft Cloud is held as to 79.60% and 20.40% by Beijing Digital Entertainment and Ms. Qiu Weiqin, respectively, as registered shareholders. Beijing Digital Entertainment is a wholly-owned subsidiary of Kingsoft Corporation, our controlling shareholder under the definition of the Hong Kong Listing Rules, and Ms. Qiu Weiqin is a former senior management member of Kingsoft Corporation. Kingsoft Cloud Information is held as to 80% and 20% by Ms. Qiu Weiqin and Mr. Zou Tao, our executive Director and acting CEO, respectively, as registered shareholders.
- (4) “” denotes direct legal and beneficial ownership in the equity interest.
- (5) “” denotes contractual relationship.
- (6) “” denotes the control by WFOEs over the registered shareholders and our Consolidated Affiliated Entities through (i) powers of attorney to exercise all shareholders' rights in the Consolidated Affiliated Entities; (ii) exclusive call options to acquire all or part of the equity interests and/or assets in the Consolidated Affiliated Entities; and (iii) equity interest pledges over the equity interests in the Consolidated Affiliated Entities.

###### *Exclusive Consultation and Technical Service Agreement*

Under the exclusive consultation and technical service agreement dated November 9, 2012, as amended and supplemented on November 29, 2019 and July 15, 2022, Beijing Kingsoft Cloud has agreed to exclusively provide the following services (among others) to Zhuhai Kingsoft Cloud:

- the licensing of software, copyrights and know-how legally owned by Beijing Kingsoft Cloud;
- the provision of comprehensive consultancy services related to business operation, management and technology;
- the development, maintenance and updates of hardware and database;
- the development of application software and related operational support and updates;
- the provision of technical training for employees;

## Directors' Report

### CONNECTED TRANSACTIONS (Continued)

#### Continuing connected transactions (Continued)

##### 5. Continuing Connected Transactions under Contractual Arrangements (Continued)

###### *Exclusive Consultation and Technical Service Agreement (Continued)*

- the collection and research of technical information; and
- the provision of other related services as required by Zhuhai Kingsoft Cloud from time to time.

Zhuhai Kingsoft Cloud has agreed to (i) annually pay service fees equal to 100% of its revenues for the year deducting its costs in the same period with the relevant costs being agreed by both parties, and (ii) pay service fees for certain services as required by Beijing Kingsoft Cloud from time to time. The service fees are adjustable at the sole discretion of Beijing Kingsoft Cloud. The exclusive consultation and technical service agreement shall remain effective for 20 years from November 9, 2012 unless expressly provided otherwise or Beijing Kingsoft Cloud unilaterally decides to terminate the exclusive consultation and technical service agreement. Beijing Kingsoft Cloud can unilaterally renew this agreement for a further period determined by itself.

On July 18, 2018, Kingsoft Cloud Information and Yunxiang Zhisheng entered into an exclusive consultation and technical service agreement, which was later amended and supplemented on November 29, 2019 and July 15, 2022 and contains terms substantially similar to the exclusive consultation and technical service agreement described above. With the change of the shareholding structure of Kingsoft Cloud Information, where Mr. Zou Tao replaced Mr. Wang Yulin as a registered shareholder of Kingsoft Cloud Information, the original exclusive consultation and technical service agreement entered into between Kingsoft Cloud Information and Yunxiang Zhisheng was terminated on August 24, 2022. On the same day, a new exclusive consultation and technical service agreement with substantially the same terms was entered into between Kingsoft Cloud Information and Yunxiang Zhisheng.

###### Loan Agreements

On November 9, 2012 and June 20, 2014, Ms. Qiu Weiqin and Beijing Kingsoft Cloud entered into loan agreements, as amended and supplemented on November 29, 2019 and July 15, 2022, under which Beijing Kingsoft Cloud agreed to provide Ms. Qiu Weiqin interest-free loans. Under these loan agreements, the loans shall be repaid by transferring Ms. Qiu Weiqin's equity interest in Zhuhai Kingsoft Cloud to Beijing Kingsoft Cloud or its designee.

On July 18, 2018, Mr. Wang Yulin and Ms. Qiu Weiqin entered into a loan agreement with Yunxiang Zhisheng, under which Yunxiang Zhisheng agreed to provide Mr. Wang Yulin and Ms. Qiu Weiqin an interest-free loan. This agreement was later amended and supplemented on November 29, 2019 and July 15, 2022, and contains terms substantially similar to the loan agreements described above. With the change of the shareholding structure of Kingsoft Cloud Information, where Mr. Zou Tao replaced Mr. Wang Yulin as a registered shareholder of Kingsoft Cloud Information, the original loan agreement entered into among Mr. Wang Yulin, Ms. Qiu Weiqin and Yunxiang Zhisheng was terminated on August 24, 2022. On the same day, a new loan agreement with substantially the same terms was entered into among Mr. Zou Tao, Ms. Qiu Weiqin and Yunxiang Zhisheng.

## Directors' Report

### CONNECTED TRANSACTIONS (Continued)

#### Continuing connected transactions (Continued)

##### 5. Continuing Connected Transactions under Contractual Arrangements (Continued)

###### *Exclusive Consultation and Technical Service Agreement (Continued)*

###### Equity Pledge Agreement

Each of Ms. Qiu Weiqin and Beijing Digital Entertainment, the shareholders of Zhuhai Kingsoft Cloud, has entered into an equity pledge agreement with Beijing Kingsoft Cloud and Zhuhai Kingsoft Cloud on June 20, 2014, which was later amended and supplemented on July 15, 2022. Under the equity pledge agreement, Ms. Qiu Weiqin and Beijing Digital Entertainment pledged their respective equity interest in Zhuhai Kingsoft Cloud to Beijing Kingsoft Cloud to secure obligations under the applicable loan agreements, exclusive purchase option agreement, shareholder voting right trust agreement, and exclusive consultation and technical service agreement. Ms. Qiu Weiqin and Beijing Digital Entertainment further agreed not to transfer or pledge their equity interest in Zhuhai Kingsoft Cloud without the prior written consent of Beijing Kingsoft Cloud. The equity pledge agreement will remain binding until the pledgers, Ms. Qiu Weiqin and Beijing Digital Entertainment, as the case may be, discharge all of their obligations under the above-mentioned agreements. The equity pledges under the equity pledge agreement have been registered with the competent PRC regulatory authority.

On July 18, 2018, Mr. Wang Yulin and Ms. Qiu Weiqin entered into an equity pledge agreement with Yunxiang Zhisheng and Kingsoft Cloud Information, which was amended and supplemented on July 15, 2022, and contains terms substantially similar to the equity pledge agreement described above. With the change of the shareholding structure of Kingsoft Cloud Information, where Mr. Zou Tao replaced Mr. Wang Yulin as a registered shareholder of Kingsoft Cloud Information, the original equity pledge agreement entered into among Mr. Wang Yulin, Ms. Qiu Weiqin, Yunxiang Zhisheng and Kingsoft Cloud Information was terminated on August 24, 2022. On the same day, a new equity pledge agreement with substantially the same terms was entered into among Mr. Zou Tao, Ms. Qiu Weiqin, Yunxiang Zhisheng and Kingsoft Cloud Information. As of the Latest Practicable Date, the respective equity pledge over the shares held by each of Ms. Qiu Weiqin and Mr. Zou Tao under the equity pledge agreement has been registered with the competent PRC regulatory authority.

###### Exclusive Purchase Option Agreement

Ms. Qiu Weiqin and Beijing Digital Entertainment, the shareholders of Zhuhai Kingsoft Cloud, entered into an exclusive purchase option agreement with Beijing Kingsoft Cloud and Zhuhai Kingsoft Cloud on June 20, 2014, which was later amended and supplemented on November 29, 2019 and July 15, 2022. Under the exclusive purchase option agreement, Ms. Qiu Weiqin granted Beijing Kingsoft Cloud or its designee an option to purchase her equity interest in Zhuhai Kingsoft Cloud at a price equal to the higher of the amount of the loan provided to Ms. Qiu Weiqin, and the minimum amount of consideration permitted by PRC law, and Beijing Digital Entertainment granted Beijing Kingsoft Cloud or its designee an option to purchase its equity interest in Zhuhai Kingsoft Cloud at a price equal to the higher of RMB1 and the minimum amount of consideration permitted by PRC law. Ms. Qiu Weiqin and Beijing Digital Entertainment also granted Beijing Kingsoft Cloud or its designee an option to purchase all or a portion of the assets of Zhuhai Kingsoft Cloud for the minimum amount of consideration permitted by PRC law. Ms. Qiu Weiqin and Beijing Digital Entertainment also agreed not to transfer or mortgage any equity interest in or dispose of or cause the management to dispose of any material assets of Zhuhai Kingsoft Cloud without the prior written consent of Beijing Kingsoft Cloud. The exclusive purchase option agreement shall remain in effect until all of the equity interests in Zhuhai Kingsoft Cloud have been acquired by Beijing Kingsoft Cloud or its designee.

## Directors' Report

### CONNECTED TRANSACTIONS (Continued)

#### Continuing connected transactions (Continued)

##### 5. Continuing Connected Transactions under Contractual Arrangements (Continued)

###### *Exclusive Consultation and Technical Service Agreement (Continued)*

###### Exclusive Purchase Option Agreement (Continued)

On July 18, 2018, Mr. Wang Yulin and Ms. Qiu Weiqin entered into an exclusive purchase option agreement with Yunxiang Zhisheng and Kingsoft Cloud Information, which was later amended and supplemented on November 29, 2019 and July 15, 2022, and contains terms substantially similar to the exclusive purchase option agreement described above. With the change of the shareholding structure of Kingsoft Cloud Information, where Mr. Zou Tao replaced Mr. Wang Yulin as a registered shareholder of Kingsoft Cloud Information, the original exclusive purchase option agreement entered into among Mr. Wang Yulin, Ms. Qiu Weiqin, Yunxiang Zhisheng and Kingsoft Cloud Information was terminated on August 24, 2022. On the same day, a new exclusive purchase option agreement with substantially the same terms was entered into among Mr. Zou Tao, Ms. Qiu Weiqin, Yunxiang Zhisheng and Kingsoft Cloud Information.

Upon the transfer of the relevant Registered Shareholders' equity interests in the relevant VIEs or the assets of the relevant VIEs, either (i) all the consideration received by the relevant Registered Shareholders for transfer of such equity interests or received by the relevant VIE for transfer of such assets shall be fully returned to the relevant WFOE, or (ii) such consideration to be paid by the relevant WFOE shall be waived by the relevant Registered Shareholders or the relevant VIE accordingly (each as the case may be).

###### Shareholder Voting Right Trust Agreement

Ms. Qiu Weiqin and Beijing Digital Entertainment, the shareholders of Zhuhai Kingsoft Cloud, entered into a shareholder voting right trust agreement with Beijing Kingsoft Cloud and Zhuhai Kingsoft Cloud on June 20, 2014, which was later amended and supplemented on November 29, 2019 and July 15, 2022. Under the shareholder voting right trust agreement, Ms. Qiu Weiqin and Beijing Digital Entertainment agreed to irrevocably entrust a person designated by Beijing Kingsoft Cloud to represent them to exercise all the voting rights and other shareholders' rights to which they are entitled as shareholders of Zhuhai Kingsoft Cloud. The shareholder voting right trust agreement shall remain effective from the date of such agreement for as long as Ms. Qiu Weiqin and Beijing Digital Entertainment remain the shareholders of Zhuhai Kingsoft Cloud, unless Beijing Kingsoft Cloud otherwise decides to terminate or amend this agreement.

On July 18, 2018, Mr. Wang Yulin and Ms. Qiu Weiqin entered into a shareholder voting right trust agreement with Yunxiang Zhisheng and Kingsoft Cloud Information, which was later amended and supplemented on November 29, 2019 and July 15, 2022, and contains terms substantially similar to the shareholder voting right trust agreement described above. With the change of the shareholding structure of Kingsoft Cloud Information, where Mr. Zou Tao replaced Mr. Wang Yulin as a registered shareholder of Kingsoft Cloud Information, the original shareholder voting right trust agreement entered into among Mr. Wang Yulin, Ms. Qiu Weiqin, Yunxiang Zhisheng and Kingsoft Cloud Information was terminated on August 24, 2022. On the same day, a new shareholder voting right trust agreement with substantially the same terms was entered into among Mr. Zou Tao, Ms. Qiu Weiqin, Yunxiang Zhisheng and Kingsoft Cloud Information.

## Directors' Report

### CONNECTED TRANSACTIONS (Continued)

#### Continuing connected transactions (Continued)

##### 5. Continuing Connected Transactions under Contractual Arrangements (Continued)

###### *Exclusive Consultation and Technical Service Agreement (Continued)*

###### Spousal Consents

The spouses of individual shareholders of Zhuhai Kingsoft Cloud and Kingsoft Cloud Information have each signed a spousal consent letter. Under the spousal consent letter, the signing spouse unconditionally and irrevocably agreed that the equity interest in Zhuhai Kingsoft Cloud or Kingsoft Cloud Information which is held by and registered under the name of his or her spouse will be disposed of pursuant to the above-mentioned loan agreements, equity pledge agreements, exclusive purchase option agreements and the shareholder voting rights trust agreements. Moreover, the spouse confirmed he or she has no rights, and will not assert in the future any right, over the equity interests in Zhuhai Kingsoft Cloud or Kingsoft Cloud Information held by his or her spouse. In addition, in the event that the spouse obtains any equity interest in Zhuhai Kingsoft Cloud or Kingsoft Cloud Information held by his or her spouse for any reason, he or she agrees to be bound by and sign any legal documents substantially similar to the contractual arrangements entered into by his or her spouse, as may be amended from time to time.

###### *PRC Laws and Regulations Relating to Foreign Ownership Restrictions*

Foreign investment activities in the PRC are mainly governed by the Special Administrative Measures (Negative List) for the Access of Foreign Investment (《外商投資准入特別管理措施(負面清單)》) (the “**Negative List**”) and the Encouraged Industry Catalogue for Foreign Investment (《鼓勵外商投資產業目錄》) (the “**Encouraged Catalogue**”), which were promulgated and are amended from time to time jointly by the Ministry of Commerce and the NDRC. The Negative List and the Encouraged Catalogue divide industries into three categories in terms of foreign investment, namely, “encouraged”, “restricted” and “prohibited.” Industries not listed under the Negative List and the Encouraged Catalogue are generally deemed as falling into a fourth category “permitted.” The currently effective Negative List is the 2024 Negative List (i.e. Special Administrative Measures for Foreign Investment Access (Negative List 2024) (《外商投資准入特別管理措施(負面清單)(2024年版)》), which became effective on November 1, 2024.

Pursuant to the 2024 Negative List, within the scope of the telecommunications services that China has promised to open up in its accession to the WTO (the “**VATS-opened-up**”), foreign investors are restricted from holding more than 50% of the equity interest of enterprises operating such value-added telecommunications services (except for e-commerce, domestic multi-party communication, storage and forwarding and call center). Any value-added telecommunication services that are not included in the scope of China’s WTO commitments to open up to foreign investment, including the provision of internet data center services, internet access services, domestic internet protocol virtual private network services and content delivery network services (collectively, the “**VATS-not-opened-up**”), are generally prohibited from foreign investment, except for (i) certain allowed investment by qualified telecommunication service enterprise incorporated in Hong Kong or Macau in accordance with the Mainland and Hong Kong Closer Economic Partnership Arrangement or the Mainland and Macau Closer Economic Partnership Arrangement or (ii) as otherwise stipulated by PRC laws and regulations.

## Directors' Report

### CONNECTED TRANSACTIONS (Continued)

#### Continuing connected transactions (Continued)

#### 5. Continuing Connected Transactions under Contractual Arrangements (Continued)

##### *Reasons for Adopting the Contractual Arrangements*

The Group primarily provides public cloud services and KC enterprise cloud services by offering its full suite of cloud products and solutions involving cloud computing, storage and delivery, through its Consolidated Affiliated Entities. The provision of these services by offering our cloud products and solutions to our customers involves various types of value-added telecommunications services, including internet data center services, internet access services, domestic internet protocol virtual private network services and content delivery network services, all of which fall with the scope of VATS-not-opened-up and require relevant telecommunication business operation licenses (the “**VAT License(s)**”). Kingsoft Cloud Information and nine other Consolidated Affiliated Entities currently hold or are in the process of applying for VAT Licenses for VATS-not-opened-up (the “**Licensed Entities**”). Zhuhai Kingsoft Cloud is the investment holding company of Kingsoft Cloud Network that holds VAT Licenses and holds the equity interest of three (3) Licensed Entities and six (6) Project Entities (defined below). As the Group gradually expands its business in cloud services provision, the Company is expected to procure Zhuhai Kingsoft Cloud applying for relevant prohibited licenses and/or restrictive licenses.

Together with the aforesaid VATS-not-opened-up, the Group, through the Licensed Entities, also carries out certain VATS-opened-up such as short message services and electronic data interchange (EDI) services from time to time. Normally our full suite of cloud products and solutions offered to customers require us to hold VAT Licenses for both VATS-not-opened-up and VATS-opened-up, including in certain projects subject to tendering process, and thus VATS-opened-up constitute the Group's inseparable and integrated mix of VATS-not-opened-up (collectively, the “**Restricted Business**”). For example, our customers may purchase the short message services from us together with the VATS-not-opened-up as a whole. The electronic data interchange (EDI) services are mainly provided by us to enable certain third parties to display their products or solutions through our e-commerce platform and further enable our clients to purchase such products from third parties via our website as necessary, and we usually do not charge our customers or third-parties for such services. Furthermore, Camelot Group's services mainly include but not limited to, the design, coding, testing, adjustment of system or software, which do not require VATS Licenses or fall within any restricted or prohibited categories for foreign investment pursuant to the 2024 Negative List.

In addition, the Group is currently engaged by certain public sector customers, who are government units or state-owned enterprise, or their respective contractors under government directives (the “**Public Project Customers**”), for local “smart city” projects to enhance productivity and efficiency of telecommunication infrastructure of local counties, cities and/or provinces, through the incorporation of, among others, cloud computing and internet of things (IoT) technologies with on-premise deployment on local infrastructure (the “**Smart City Projects**”). The Public Project Customers of the Smart City Projects from time to time source from the Group certain services (e.g., equipment supply, project management and maintenance services) ancillary to the cloud services (the “**Project and Ancillary Services**” or “**Unrestricted Business**”, together with the Restricted Business, the “**Relevant Businesses**”) to be provided by the Consolidated Affiliated Entities as set out below (the “**Project Entities**”).

## Directors' Report

### CONNECTED TRANSACTIONS (Continued)

#### Continuing connected transactions (Continued)

##### 5. Continuing Connected Transactions under Contractual Arrangements (Continued)

###### *Reasons for Adopting the Contractual Arrangements (Continued)*

While the provision of Project and Ancillary Services do not require VAT Licenses, the Project Entities are included in the Contractual Arrangements as such services are inseparable from the supply of cloud services, which are subject to foreign investment restriction, given that the Project and Ancillary Services involve certain public data such that the Public Project Customers considered not suitable for involving entities with foreign ownership. As confirmed by the Public Project Customers, the Project and Ancillary Services must be provided by PRC domestic companies incorporated in local administrative district without foreign investment, either by (i) wholly owned subsidiary(ies) of the Licensed Entities holding the relevant VAT License, or (ii) a joint venture that is majority owned by such Licensed Entities directly or indirectly and minority owned by local partners designated by the Public Project Customers (the “**Engagement Conditions**”). To the best of the knowledge of the Directors, such conditions of engagement are widely common across public sector engagements. It is likely that the Group will no longer be able to (a) maintain the business relationship with the Public Project Customers and/or (b) enter into new business contracts with the Public Project Customers if the Project Entities were transferred out of the Contractual Arrangement, which will be highly detrimental to the Group’s business operations.

In order to adhere to the “narrowly tailored” principle under Chapter 4.1 of the Guide for New Listing Applicants to the extent practicable, the Company has undertaken to the Stock Exchange that, the Company will implement adequate safeguards and internal review procedures to (i) undertake new projects with new or existing Public Project Customers on terms that will enable the Group to provide the Project and Ancillary Services through WFOEs of the Group unless there are Engagement Conditions imposed by the Public Project Customers, and (ii) ensure that the Project and Ancillary Services (including any services related to such Project and Ancillary Services which are provided by the Licensed Entities) that may be provided to new or existing Public Project Customers by entities within the Contractual Arrangements will not be material to the Group in terms of assets and revenue contribution after the Hong Kong Listing Date and in any event not exceeding 5% of the Group in annual revenue and total asset on an ongoing basis after the Listing. During the Reporting Period, and as of December 31, 2025, the said annual revenue and total asset contribution did not exceed such 5%.

Taking into account the inseparable nature of the Project and Ancillary Services and the material adverse impact from transferring the Project Entities out of the Contractual Arrangements, the immateriality of the Unrestricted Business conducted by the Project Entities, and the annual compliance of undertaking mentioned above, we are of the view that Contractual Arrangements for the Project Entities are narrowly tailored.

The revenue of Consolidated Affiliated Entities amounted to RMB6,620.4 million (US\$946.7 million) for the year ended December 31, 2025, representing approximately 69.3% of the total revenue for the year of the Group. The total assets of the Consolidated Affiliated Entities amounted to RMB17,663.1 million (US\$2,525.8 million) as of December 31, 2025, representing approximately 66.1% of the total assets of the Group.

## Directors' Report

### CONNECTED TRANSACTIONS (Continued)

#### Continuing connected transactions (Continued)

##### 5. Continuing Connected Transactions under Contractual Arrangements (Continued)

*Risks relating to the Contractual Arrangements and actions taken to mitigate the risks*

We believe that the following risks are associated with the Contractual Arrangements. Further details of these risk factors are set out in the section headed "Risk Factors – risks relating to our corporate structure and the contractual arrangements" in the Listing Document.

- There are substantial uncertainties regarding the interpretation and application of current and future PRC laws, regulations, and rules relating to the agreements that establish the Contractual Arrangement for our operations in China, including potential future actions by the PRC government, which could affect the enforceability of our contractual arrangements with our Consolidated Affiliated Entities and, consequently, significantly affect the financial condition and results of operations performance of our Company. If the PRC government finds such agreements that establish the structure for operating our businesses in China non-compliant with relevant PRC laws, regulations, and rules, or if these laws, regulations, and rules or the interpretation thereof change in the future, we could be subject to severe penalties or be forced to relinquish our interests in our Consolidated Affiliated Entities.
- Uncertainties exist with respect to the interpretation and implementation of Foreign Investment Law and its implementing rules and other foreign investment related laws and regulations and how they may impact our business, financial condition and results of operations.
- We rely on Contractual Arrangements with our Consolidated Affiliated Entities and the Registered Shareholders for a large portion of our business operations, which may not be as effective as direct ownership in providing operational control.
- Any failure by our Consolidated Affiliated Entities or the Registered Shareholders to perform their obligations under our Contractual Arrangements with them would have a material and adverse effect on our business.
- Our Contractual Arrangements are governed by PRC law. Accordingly, these contracts would be interpreted in accordance with PRC law, and any disputes would be resolved in accordance with PRC legal procedures, which may not protect you as much as those of other jurisdictions, such as the United States.
- The shareholders of our Consolidated Affiliated Entities may have actual or potential conflicts of interest with us, which may materially and adversely affect our business and financial condition.
- Contractual Arrangements in relation to our Consolidated Affiliated Entities may be subject to scrutiny by the PRC tax authorities and they may determine that we, our subsidiaries or our Consolidated Affiliated Entities owe additional taxes, which could negatively affect our financial condition and the value of your investment.
- We may lose the ability to use, or otherwise benefit from, the licenses, approvals and assets held by our Consolidated Affiliated Entities, which could severely disrupt our business, render us unable to conduct some or all of our business operations and constrain our growth.

## Directors' Report

### CONNECTED TRANSACTIONS (Continued)

#### Continuing connected transactions (Continued)

##### 5. Continuing Connected Transactions under Contractual Arrangements (Continued)

*Risks relating to the Contractual Arrangements and actions taken to mitigate the risks (Continued)*

The structuring and implementation of the Contractual Arrangements, including the detailed terms of the Contractual Arrangements, as discussed below, is designed to mitigate these risks. Our Group has adopted the following measures to ensure the effective operation of our Group with the implementation of the Contractual Arrangements and our compliance with the Contractual Arrangements:

- (i) major issues arising from the implementation and compliance with the Contractual Arrangements or any regulatory inquiries from government authorities will be submitted to the Board, if necessary, for review and discussion on an occurrence basis;
- (ii) the Board will review the overall performance of and compliance with the Contractual Arrangements at least once a year;
- (iii) the Company will continue to disclose the overall performance of and compliance with the Contractual Arrangements in our annual reports after the Listing;
- (iv) the Company will engage external legal advisers or other professional advisers, if necessary, to assist the Board to review the implementation of the Contractual Arrangements, review the legal compliance of the WFOEs and our Consolidated Affiliated Entities to deal with specific issues or matters arising from the Contractual Arrangements;
- (v) since the Contractual Arrangements will constitute continuing connected transactions of our Group following the completion of the Listing, our Company has applied to the Stock Exchange, and the Stock Exchange has granted a waiver, details of which are set out in the section headed "Connected Transactions" in the Listing Document. Our Company will continue to comply with the conditions prescribed by the Stock Exchange under the waiver given; and
- (vi) our Group will adjust or unwind (as the case may be) the Contractual Arrangements as soon as practicable to hold the maximum percentage of ownership interests permissible under relevant PRC laws and regulations if the relevant government authority grants the relevant value-added telecommunication business operation license to Sino-foreign equity joint ventures or wholly-owned foreign investment entities in practice under relevant PRC laws and regulations.

#### *Unwinding of the Contractual Arrangements*

As of the Latest Practicable Date, there has not been any unwinding of any Contractual Arrangements, nor has there been any failure to unwind any Contractual Arrangements when the restrictions that led to the adoption of the Contractual Arrangements are removed.

## Directors' Report

### CONNECTED TRANSACTIONS (Continued)

#### Continuing connected transactions (Continued)

##### *Confirmation from Independent Non-executive Directors*

The Company's independent non-executive Directors have reviewed the continuing connected transaction set out in this annual report and confirmed that such continuing connected transactions had been entered into (i) in the ordinary and usual course of business of the Group, (ii) on normal commercial terms or better, and (iii) according to the agreement governing the transaction on terms that are fair and reasonable and in the interests of the Shareholders as a whole.

In addition, the Company's independent non-executive Directors have reviewed the Contractual Arrangements and confirmed that (i) the transactions carried during the year have been entered into in accordance with the relevant provisions of the Contractual Arrangements, (ii) no dividends or other distributions have been made by the Consolidated Affiliated Entity to the holders of its equity interests which are not otherwise subsequently assigned or transferred to the Group during the year, (iii) no new contracts were entered into, renewed or reproduced between the Group and the Consolidated Affiliated Entity during the year other than the ones disclosed above, and (iv) the Contractual Arrangements were entered into in the ordinary and usual course of business of the Group on normal commercial terms or better and are fair and reasonable, or advantageous to the Shareholders, so far as the Group is concerned and in the interests of the Company and the Shareholders as a whole.

##### *Reporting from the Company's independent auditor*

The auditor of the Company has carried out review procedures in accordance with Hong Kong Standard on Assurance Engagements 3000 (Revised) "Assurance Engagements Other Than Audits or Reviews of Historical Financial Information" and with reference to Practice Note 740 (Revised) "Auditor's Letter on Continuing Connected Transactions under the Hong Kong Listing Rules" issued by the Hong Kong Institute of Certified Public Accountants on the continuing connected transactions.

The auditor of the Company has confirmed in a letter to the Board that, with respect to the aforesaid continuing connected transactions entered into in the Reporting Period:

- (i) nothing has come to their attention that causes them to believe that the disclosed continuing connected transactions have not been approved by the Board;
- (ii) for transactions involving the provision of goods or services by the Group, nothing has come to their attention that causes them to believe that the transactions were not, in all material respects, in accordance with the pricing policies of the Group;
- (iii) nothing has come to their attention that causes them to believe that the transactions (other than those transactions under Contractual Arrangements) were not entered into, in all material respects, in accordance with the relevant agreements governing such transactions;
- (iv) with respect to the aggregate amount of each of the continuing connected transactions disclosed above, nothing has come to their attention that causes them to believe that the disclosed continuing connected transactions have exceeded the annual cap set by the Company; and
- (v) with respect to the Contractual Arrangements, nothing has come to their attention that causes them to believe that dividends or other distributions have been made by Consolidated Affiliated Entities to the Registered Shareholders which are not otherwise subsequently assigned or transferred to the Group.

## Directors' Report

### CONNECTED TRANSACTIONS (Continued)

#### Continuing connected transactions (Continued)

During the Reporting Period, the Company has followed the pricing policies and guidelines for the transactions disclosed above when determining the price and terms of such transactions conducted. The Directors are of the view that the Company's internal control procedures are adequate and effective to ensure that transactions are so conducted.

For details of the Contractual Arrangements, please refer to the sections headed "Contractual Arrangements" and "Connected Transactions" in the Listing Document.

#### Connected transactions

On April 16, 2025 (after trading hours), the Company and Kingsoft Corporation entered into the Subscription Agreement, pursuant to which a total of 69,375,000 Shares has been allotted and issued to Kingsoft corporation at the subscription price of HK\$5.83 per Subscription Share, with the total consideration of approximately HK\$404,456,250.

For further details, please refer to the section headed "issue of ADSs and Shares" in this annual report.

### MAJOR CUSTOMERS AND MAJOR SUPPLIERS

We primarily focus on providing high-quality enterprise-grade cloud products and solutions to enterprises and organizations, and have been diversifying our customer base through further penetration in selected verticals and entering into new verticals. Our single largest customer and five highest customers accounted for 23.4% and 55.2%, respectively, of our total revenue for the year ended December 31, 2025.

During the year ended December 31, 2025, Xiaomi was one of our five largest customers. Except as disclosed above, none of our Directors, their close associates or any Shareholders (who or which to the knowledge of the Directors owned more than 5% of our issued share capital) had any interest in any of our five largest customers.

Our suppliers primarily consist of IDC operators, telecommunication operators and server providers. Our five largest suppliers in the aggregate accounted for less than 30% of our total purchases for the year ended December 31, 2025.

### PRE-EMPTIVE RIGHTS

There is no provision regarding pre-emptive rights in the Articles of Association or the laws of the Cayman Islands, being the jurisdiction in which the Company is incorporated, under which would oblige the Company to offer new shares on a pro-rata basis to existing Shareholders.

### TAX RELIEF AND EXEMPTION OF HOLDERS OF LISTED SECURITIES

The Company is not aware of any tax relief and exemption available to the Shareholder by reason of their holding of the Shares.

## Directors' Report

### SUBSIDIARIES

Particulars of the Company's subsidiaries are set out in Note 1 to the consolidated financial statements.

### PROPERTY, PLANT AND EQUIPMENT

Details of property, plant and equipment of the Group during the year ended December 31, 2025 are set out in Note 7 to the consolidated financial statements.

None of the Company's properties are held for development and/or sale or for investment purposes.

### SHARE CAPITAL AND SHARES ISSUED

Details of movements in the share capital of the Company during the year ended December 31, 2025 are set out in Note 18 to the consolidated financial statements.

### SUFFICIENCY OF PUBLIC FLOAT

Based on the information publicly available to the Company and within the knowledge of the Directors, the Directors confirmed that the Company has maintained a sufficient public float during the Reporting Period and up to the Latest Practicable Date as required under the Hong Kong Listing Rules.

### DONATION

During the year ended December 31, 2025, the Group made charitable donations of RMB0.3 million (US\$0.04 million).

### EQUITY-LINKED AGREEMENTS

Save as disclosed in the section headed "EQUITY INCENTIVE PLANS" in this annual report, no equity-linked agreement was entered into by the Group, or existed during the year ended December 31, 2025.

### FINAL DIVIDEND

The Board did not recommend the distribution of a final dividend for the year ended December 31, 2025.

### PERMITTED INDEMNITY PROVISION

Pursuant to the Articles of Association and subject to the applicable laws and regulations, every Director shall be indemnified and secured harmless out of the assets and profits of the Company from and against all actions, costs, charges, losses, damages and expenses which they or any of them, their or any of their heirs, executors or administrators, shall or may incur or sustain by or by reason of any act done, concurred in or omitted in or about the execution of their duty, or supposed duty, in their respective offices or trusts.

Such permitted indemnity provision has been in force for the year ended December 31, 2025 and up to the Latest Practicable Date. The Company has taken out liability insurance to provide appropriate coverage for the Directors.

## Directors' Report

### RESERVES

As at December 31, 2025, the Company did not have any distributable reserves.

### LOANS AND BORROWINGS

Details of loans and borrowings of the Group during the year ended December 31, 2025 are set out in Note 12 to the consolidated financial statements.

### DIRECTORS' SERVICE CONTRACTS

Each of our executive Directors has entered into a director agreement with our Company. The term of appointment shall be three years commencing from the signing of the director agreement. Either party may terminate the agreement by giving not less than 30 days' written notice. Our executive Directors do not receive any director's fees under the current arrangement.

Each of the non-executive Directors has entered into a director agreement with our Company. The term of appointment shall be three years commencing from the signing of the director agreement. Either party may terminate the agreement by giving not less than 30 days' written notice. The non-executive Directors do not receive any director's fees under the current arrangement.

Each of the independent non-executive Directors has entered into a director agreement with our Company. The term of appointment shall be three years commencing from the signing of the director agreement. Either party may terminate the appointment by giving not less than 30 days' written notice. Each of our independent non-executive Directors shall receive an annual director's fee of US\$50,000 per annum under the current arrangement.

There was no service contract entered into or appointment letter signed by the Company and any Directors to be re-elected in the forthcoming annual general meeting which is not determinable by the Company within one year without payment of compensation, other than statutory compensation.

### DIRECTORS' INTERESTS IN TRANSACTIONS, ARRANGEMENTS OR CONTRACTS OF SIGNIFICANCE

Save as disclosed in the sections "Connected Transactions" of this Directors' Report, none of the Directors or any entity connected with the Directors had a material interest, either directly or indirectly, in any transaction, arrangement or contract of significance to which the Company, its holding company, or any of its subsidiaries or fellow subsidiaries was a party subsisting during or at the end of the year ended December 31, 2025.

### EMOLUMENTS OF DIRECTORS AND THE FIVE HIGHEST PAID INDIVIDUALS

In compliance with the Corporate Governance Code, the Company has established the Compensation Committee to formulate remuneration policies.

The remuneration is determined and recommended based on each Director's and senior management personnel's qualification, position and seniority. As for the independent non-executive Directors, their remuneration is determined by the Board upon recommendation from the Compensation Committee.

The Directors and senior management personnel are eligible participants to equity incentive plans of the Company, details of which are set out in the section headed "EQUITY INCENTIVE PLANS" in this annual report.

## Directors' Report

### EMOLUMENTS OF DIRECTORS AND THE FIVE HIGHEST PAID INDIVIDUALS (Continued)

Details of the remuneration of the Directors and those of the five highest paid individuals of the Group for the year ended December 31, 2025 are set out in Notes 25 and 26 to the consolidated financial statements of the Group in this annual report.

Save as disclosed in this annual report, (i) no loans, quasi-loans and other dealings in favour of Directors, their controlled bodies corporate and connected entities subsisted at the end of or at any time during the Reporting Period; (ii) no significant transactions, arrangements and contracts in relation to the Group's business to which the Company was a party and in which a Director had a material interest, whether directly or indirectly, subsisted at the end of or at any time during the Reporting Period; and (iii) no consideration provided to or receivable by third parties for making available directors' services subsisted at the end of the Reporting Period or at any time during the Reporting Period.

During the year ended December 31, 2025, none of the Directors waived his/her emoluments nor agreed to waive his/her emoluments, and no emoluments were paid by the Group to any of the Directors, the past Directors and the chief executive or the five highest paid individuals of the Company as inducement to join or upon joining the Group, or as compensation for loss of office.

### CONTRACTS WITH CONTROLLING SHAREHOLDER

Save as set out in the section headed "Connected Transactions" in this annual report, no contract of significance has been entered into between the Company or any of its subsidiaries and the Controlling Shareholder or any of its subsidiaries during the year ended December 31, 2025.

### MANAGEMENT CONTRACTS

No contract concerning the management and administration of the whole or any substantial part of any business of the Company was entered into or existed during the year ended December 31, 2025.

### CONTINUING DISCLOSURE OBLIGATIONS PURSUANT TO THE HONG KONG LISTING RULES

Save as disclosed in this annual report, the Company does not have any disclosure obligations under Rules 13.20, 13.21 and 13.22 of the Hong Kong Listing Rules.

### AUDITORS

Ernst & Young was engaged as the external auditor for the year ended December 31, 2025. There has been no change in auditors since the Listing and as of the Latest Practicable Date.

The consolidated financial statements of the Group for the year ended December 31, 2025 have been audited by Ernst & Young.

### DIRECTORS' RIGHTS TO ACQUIRE SHARES OR DEBENTURES

Save as disclosed in this annual report, at no time during the Reporting Period was the Company or any of its subsidiaries, fellow subsidiaries or its holding companies a party to any arrangement to enable any Director to acquire benefits by means of the acquisition of Shares in, or debenture of the Company or any other body corporate; and none of the Directors, or any of their spouse or children under the age of 18, had any right to subscribe for equity or debt securities of the Company or any other body corporate, or had exercised any such right.

## Directors' Report

### DIRECTORS' INTERESTS IN COMPETING BUSINESS

Mr. Lei Jun is a renowned entrepreneur in China. As of December 31, 2025, apart from his interests and directorships in the Company and Kingsoft Corporation, Mr. Lei Jun also holds directorships and equity interests in Xiaomi and its various subsidiaries, associate and affiliated companies. As Xiaomi and its relevant various subsidiaries, associate and affiliated companies mainly operate as separate businesses and have their own separate shareholder bases, Mr. Lei Jun has no intention to inject any of these interests into our Company.

Mr. Lei Jun is also a founding partner of Shunwei Capital (“**Shunwei**”), which operates investment funds specializing in start-ups, early to mid-stage and growth capital investments in internet and technology industries. While Shunwei may acquire non-controlling interests in certain business that operate in cloud services sectors similar to those in which our Group operates, Shunwei is a pure financial investor, and generally has no management or shareholding control over its investee companies. We therefore do not believe that Shunwei competes in any material way with our Group. In addition to the minority investments held by Shunwei, as a renowned angel investor in China, Mr. Lei Jun also personally holds a number of minority interests in private companies in a variety of sectors, none of which, to the best of Mr. Lei Jun’s knowledge, materially compete with our Group.

Save as disclosed above, during the year ended December 31, 2025, none of the Directors (excluding the independent non-executive Directors) had interests in any business apart from the Group’s business, which competes or is likely to compete, either directly or indirectly, with the business of the Group pursuant to the Hong Kong Listing Rules.

### OTHER SIGNIFICANT EVENTS

Reference is made to (i) the listing document of the Company dated December 23, 2022 in relation to, among other things, the Camelot Merger Agreement, (ii) the update announcement of the Company dated June 30, 2023 in relation to, among other things, updates on the potential adjustment to the settlement arrangement of Camelot Aggregate Outstanding Consideration, (iii) the announcement of the Company dated August 25, 2023 in relation to, among other things, further updates on the adjustment to the settlement arrangement of Camelot Aggregate Outstanding Consideration, and (iv) the section headed “Equity-linked agreements” in the annual report of the Company for the year ended December 31, 2024.

As of the Latest Practicable Date, a substantial portion of the Camelot Aggregate Outstanding Consideration has been settled in cash by the Group. No Shares have been or will be issued to satisfy the Camelot Aggregate Outstanding Consideration.

The Company will continue to fulfill its payment obligations and proceed with cash settlement of the remaining portion of the Camelot Aggregate Outstanding Consideration as soon as practicable.

By order of the Board  
**Mr. Zou Tao**  
*Chairman*

Hong Kong  
April 23, 2026

## Directors and Senior Management

The biographical details of the current Directors and senior management of the Company are set out as follows:

### DIRECTORS

#### Executive Director and Non-executive Directors

**Mr. Zou Tao** (鄒濤), aged 50, is the chairman of the Board, our executive Director and acting CEO. Mr. Zou joined Kingsoft Group in 1998. Mr. Zou was appointed as our Director in December 2016 and our acting CEO in August 2022. Mr. Zou has held various senior positions in Kingsoft Group, including a senior vice president from December 2007 to December 2016, an executive director since August 2009, and the chief executive officer since December 2016. Mr. Zou is also a director of certain subsidiaries of Kingsoft Group.

Mr. Zou is a director of Season Holdings Limited, and chairman of Kingsoft Office (SSE STAR Market: 688111). Mr. Zou also served as a director of Xunlei Limited (Nasdaq: XNET) from December 2016 to April 2020 and a director of 21Vianet Group, Inc. (Nasdaq: VNET) from December 2016 to December 2020, and a director of Cheetah Mobile Inc. (NYSE: CMCM) from December 2016 to June 2024. Mr. Zou has served as the acting CEO of Season Holdings Limited since December 2025.

Mr. Zou graduated from Nankai University (南開大學) in June 1997.

**Mr. Qu Heng** (屈恒), aged 44, is a non-executive Director since March 2026. He is currently a vice president and chairman of the group technology committee of Xiaomi Corporation (HKEx: 1810 (HKD counter) and 81810 (RMB counter)). He joined Xiaomi Corporation in 2010 and served as the general manager of the ecosystem department of Xiaomi Corporation from 2018 to 2023. Prior to this, he served successively as an engineer, development manager, and project manager of Beijing Kingsoft Corporation Limited from 2005 to 2010.

Qu Heng graduated from the department of computer science and engineering of Beihang University (北京航空航天大學) in 2003 and received a master's degree in computer science and engineering from Harbin Institute of Technology (哈爾濱工業大學) in 2013.

**Mr. Zhang Duo** (張鐸), aged 41, is a non-executive Director since June 2025. Mr. Zhang has served as the general manager of infrastructure technology platform department and head of the artificial intelligence platform department of Xiaomi Corporation (HKEX: 1810 (HKD counter) and 81810 (RMB counter)) since September 2024. He joined Xiaomi Corporation in 2016 and served successively as head of the storage platform department, head of infrastructure components department and the chairman of the open-source committee. From May 2021 to August 2024, he served as head of the infrastructure Research & Development department and the principal architect of Sensors Network Technology (Beijing) Co., Ltd.

Mr. Zhang received his master's degree and bachelor's degree in Computer Science and Technology from Tsinghua University in the PRC in 2010 and 2007, respectively.

## Directors and Senior Management

### Independent Non-Executive Directors

**Mr. Yu Mingto** (喻銘鐸), aged 63, is an independent non-executive Director since May 2020.

From August 2019 to June 2023, Mr. Yu served as the vice chairman of Egis Technology Inc. (6462.TWO), a capacitive and lens type fingerprint sensors service provider and a public company listed on Taiwan OTC Exchange. Prior to that, Mr. Yu served as the president at Kaiyu Consulting Inc. from July 2013 to September 2019, the chief financial officer at Xiaomi Corporation (HKEx: 1810) from October 2011 to November 2012 and at Mediatek Inc. (聯發科技) (2454.TW), a public company listed on the Taipei Stock Exchange, from 2001 to 2010. Mr. Yu has appropriate accounting and related financial management expertise as required under Rule 3.10(2) of the Hong Kong Listing Rules.

Mr. Yu received an MBA degree from the Wharton School, University of Pennsylvania in May 1995.

**Mr. Wang Hang** (王航), aged 54, is an independent non-executive Director since May 7, 2020.

Mr. Wang is the founding partner of Hosen Capital (厚生投資), a Chinese private equity firm focusing on food and consumer sectors since he co-founded it in March 2010. Mr. Wang also serves as the vice chairman of the board of New Hope Group (新希望集團), a private enterprise group mainly engaged in modern agriculture and food industry, since 2012. Prior to that, he served as the chief operation officer of its finance department from 2001 to 2004 and its vice president from 2004 to 2012 since he joined New Hope Group in 2001. Mr. Wang also served as a director of New Hope Liuhe Co., Ltd. (新希望六和股份有限公司) (SZSE: 000876), a company listed on the Shenzhen Stock Exchange, from November 2011 to April 2025. From July 2006 to October 2020, Mr. Wang first served as a non-executive director and then a supervisor of China Minsheng Banking Corp., Ltd. (中國民生銀行股份有限公司, the “**Minsheng Bank**”) (HKEx: 1988; SSE: 600016), a company listed on both the Stock Exchange and Shanghai Stock Exchange. Mr. Wang also serves as the vice chairman of the board of CMBC International Holdings Limited (民生商銀國際控股有限公司, the “**CMBCI**”), a wholly-owned subsidiary of Minsheng Bank since March 2015.

Mr. Wang obtained his bachelor's degree and master's degree in economics from Peking University (北京大學) in July 1992 and July 1996, respectively.

**Ms. Qu Jingyuan** (曲靜淵), aged 53, was appointed as an independent non-executive Director on April 14, 2022.

Ms. Qu has been the founding partner of Dajishi (Beijing) Technology Co., Ltd. (大技獅(北京)科技有限公司) since December 2019. Prior to that, Ms. Qu worked at Matrix Partners China (經緯創投(北京)投資管理顧問有限公司) as a director from May 2015 to May 2017 and a capital market consultant from May 2017 to March 2021. Between March 2007 and May 2015, Ms. Qu was the director and deputy general manager at Baofeng Group Co., Ltd. (暴風集團股份有限公司) and was responsible for its financial reporting. She served as the manager of financial department and the financial director between March 2000 and August 2006 at Beijing Kingsoft Software Co., Ltd. (北京金山軟件有限公司). From February 2017 to April 2022, Ms. Qu served as an independent non-executive director of Kingsoft Office (SSE STAR Market: 688111), a public company listed on Shanghai Stock Exchange and served as an independent non-executive director of Chengdu Xgimi Technology Co., Ltd. (成都極米科技股份有限公司) (SSE STAR Market: 688696), a public company listed on Shanghai Stock Exchange from June 2019 to April 2021. Ms. Qu has appropriate accounting and related financial management expertise as required under Rule 3.10(2) of the Hong Kong Listing Rules.

Ms. Qu obtained the accounting qualification certificate conferred by Ministry of Finance of PRC in May 1996. Ms. Qu received her bachelor's degree in accounting from Shandong Technology and Business University (山東工商學院) in July 1993 and the degree of EMBA from China Europe International Business School (中歐國際工商學院) in October 2013.

## Directors and Senior Management

### SENIOR MANAGEMENT

**Mr. Zou Tao** (鄒濤), aged 50, is our executive Director, acting CEO and the chairman of the Board. For further details, please refer to the paragraph headed “Executive Directors and Non-Executive Directors” above.

**Ms. Li Yi** (李翊), aged 47, is our chief financial officer and is responsible for the Group’s financial affairs.

Ms. Li is currently the acting chief financial officer, a vice president and the finance director of Kingsoft Corporation. She joined Kingsoft Corporation in 2007 and since then has been responsible for Kingsoft Corporation’s financial affairs. Prior to joining Kingsoft Corporation, Ms. Li engaged in consulting and auditing work in accounting firms. Ms. Li possesses extensive management experience in comprehensive financial management, investment and financing management and financial organization capability building.

Ms. Li holds a master’s degree and is a member of the Association of Chartered Certified Accountants.

**Dr. Liu Tao** (劉濤), aged 44, is our senior vice president and is responsible for the operation and management of general internet business system of the Group.

Prior to joining us in July 2015, Dr. Liu served as a data center architect at Baidu, Inc. (Nasdaq: BIDU), a public company listed on the Nasdaq, from July 2009 to July 2015.

Dr. Liu received his bachelor’s degree in communication and information system in June 2004 and PhD degree in June 2009, respectively, from the University of Science and Technology of China (中國科學技術大學).

**Mr. Tian Kaiyan** (田開顏), aged 48, is currently our vice president and is responsible for operation and management of technology research and development system of the Group.

Mr. Tian is also a director and the general manager of certain subsidiaries of the Company. Prior to joining us in September 2013, Mr. Tian served as the business assistant to the chief executive officer and the strategy director of Kingsoft Group from 2012 to 2013. Prior to joining Kingsoft Group, he worked as a senior game producer at Zynga from January 2012 to August 2012. He was a program manager at Microsoft Corporation (Nasdaq: MSFT), a public company listed on the Nasdaq, from January 2008 to April 2011.

Mr. Tian received his bachelor’s degree in communication engineering in July 2001 and master’s degree in computer science and technology in April 2004, respectively, from Beijing University of Posts and Telecommunications (北京郵電大學).

# Corporate Governance Report

The Board is pleased to present the corporate governance report for the Company for the year ended December 31, 2025.

The Board is committed to achieving high corporate governance standards. The Board believes that high corporate governance standards are essential in providing a framework for the Company to safeguard the interests of shareholders and to enhance corporate value and accountability.

## COMPLIANCE WITH THE CORPORATE GOVERNANCE CODE

During the Reporting Period, we have fully complied with all the code provisions of the Corporate Governance Code.

## COMPLIANCE WITH THE MODEL CODE FOR SECURITIES TRANSACTIONS BY DIRECTORS

The Company has adopted a code of conduct regarding director's securities transactions no less exacting than the Model Code. Specific enquiries have been made to all the Directors and the Directors have confirmed that they have complied with the Model Code and the Company's code of conduct regarding directors' securities transactions during the Reporting Period.

The Company has also established written guidelines no less exacting than the Model Code for securities transactions by employees who are likely to be in possession of unpublished price-sensitive information of the Company. No incident of non-compliance of such guidelines by the employees was noted by the Company.

## CORPORATE PURPOSE, CULTURE AND VALUES

Founded in 2012, Kingsoft Cloud is a well-known cloud service provider in China, with operations in various countries and regions around the world. Leveraging Kingsoft Group's experience in enterprise-grade service for more than 37 years, we have gradually built a complete cloud computing infrastructure and operation system. Kingsoft Cloud's corporate mission is to be the most trusted cloud partner for its customers and to work together to create a digital future.

Guided by the "High quality and sustainable development" strategy, the business philosophy of our corporate operation is "People-oriented, technology-driven, reputation-first, and governance-focused (以人為本、技術立業、口碑為王、管理為綱)". In embedding the culture of the Group into its operations, all of our new employees are required to attend orientation and training programs on which occasion and from time to time we always remind all Kingsoft Cloud employees to pay attention to the value created by professional technology, insist on taking customer demand and satisfaction as the guide, and constantly improve management levels, so that our organization is full of vitality and energy.

Our management team adheres to three principles: developing self-discipline in self-management, taking care of each other in team management, and setting examples in business management (管自己以身作則、管團隊將心比心、管業務身先士卒). They continue to lead Kingsoft Cloud to overcome difficulties and embrace challenges, create value for customers and shareholders, and bring welfare to employees and society.

## BOARD COMPOSITION

The Board currently comprises six members, consisting of one executive Director, two non-executive Directors and three independent non-executive Directors.

During the year ended December 31, 2025 and up to the Latest Practicable Date, the composition of the Board is set out in the section headed "Directors' Report – Directors" in this annual report. And biographical details of the current Directors are set out in the section headed "Directors and Senior Management" of this annual report.

## Corporate Governance Report

### BOARD COMPOSITION (Continued)

There are no financial, business, family or other material/relevant relationship between members of the Board.

Mr. Zhang Duo, who has been appointed as a non-executive Director on June 9, 2025, has obtained the legal advice referred to in Rule 3.09D of the Hong Kong Listing Rules as regards the requirements under the Hong Kong Listing Rules that are applicable to him as a director of a listed issuer and the possible consequences of making a false declaration or giving false information to the Stock Exchange on May 21, 2025, and he has confirmed he understood his obligations as a director of a listed issuer.

Mr. Qu Heng, who has been appointed as a non-executive Director on March 25, 2026, has obtained the legal advice referred to in Rule 3.09D of the Hong Kong Listing Rules as regards the requirements under the Hong Kong Listing Rules that are applicable to him as a director of a listed issuer and the possible consequences of making a false declaration or giving false information to the Stock Exchange on March 25, 2026, and he has confirmed he understood his obligations as a director of a listed issuer.

### BOARD MEETINGS AND COMMITTEE MEETINGS

Code provision C.5.1 of the Corporate Governance Code stipulates that the board should meet regularly and board meetings should be held at least four times a year at approximately quarterly intervals. The board meetings will involve the active participation, either in person or through electronic means of communication, of a majority of directors entitled to be present, at approximately quarterly intervals. Schedules for regular Board meetings are normally agreed with Directors in advance to facilitate their attendance. All Directors are given the opportunity to include items or businesses for discussion in the agenda.

The Board met Seven (7) times during the Reporting Period. The attendance of each Director at Board and committee meetings of the Company during the Reporting Period, whether in person or by means of electronic communication, is detailed in the table below:

Name of Director	Attendance/No. of Meetings held during the Reporting Period					
	Board	Audit Committee	Compensation Committee	Nomination Committee	Corporate Governance Committee	General Meeting of Shareholders
<b>Non-executive Directors</b>						
Mr. Lei Jun (Chairman) (resigned on March 25, 2026)	7/7	N/A	1/1	1/1	N/A	1/1
Mr. Zhang Duo (appointed on June 9, 2025)	4/4	N/A	N/A	N/A	1/1	0/0
Mr. Feng Honghua (resigned on June 9, 2025)	3/3	N/A	N/A	N/A	1/1	1/1
<b>Executive Directors</b>						
Mr. Zou Tao	7/7	N/A	N/A	N/A	1/1	1/1
Mr. He Haijian (resigned on June 30, 2025)	3/3	N/A	N/A	N/A	1/1	1/1
<b>Independent Non-executive Directors</b>						
Mr. Yu Mingto	7/7	5/5	1/1	1/1	N/A	1/1
Mr. Wang Hang	7/7	5/5	N/A	1/1	N/A	1/1
Ms. Qu Jingyuan	7/7	5/5	1/1	1/1	1/1	1/1

## Corporate Governance Report

### INDEPENDENT NON-EXECUTIVE DIRECTORS

The independent non-executive Directors have brought in a wide range of business and financial expertise, experience and independent judgement to the Board. Through active participation in the Board meetings and serving on various Board committees, all independent non-executive Directors will continue to make various contributions to the Company.

The Board has at all times during the Reporting Period met the requirements of the Hong Kong Listing Rules relating to the appointment of at least three independent non-executive Directors representing at least one-third of the Board members, and that at least one of the independent non-executive Directors has appropriate professional qualifications or accounting or related financial management expertise.

The Company has reviewed the independence of independent non-executive Directors and considers each of the independent non-executive Directors to be independent and meet the independence guidelines as set out in Rule 3.13 of the Hong Kong Listing Rules.

During the Reporting Period, the Chairman met once with the independent non-executive Directors without the presence of executive Directors.

The independent non-executive Directors have reviewed and consider that, during the Reporting Period, there is no conflict of interest between the Group and Kingsoft Corporation.

### CHAIRMAN AND CHIEF EXECUTIVE OFFICER

Under the code provision C.2.1 of the Corporate Governance Code, the roles of chairman and chief executive officer should be separate and performed by different individuals. Under the organization structure of Company, Mr. Lei Jun has been the Chairman of the Board and Mr. Zou Tao has been acting CEO during the Reporting Period.

### APPOINTMENT AND RE-ELECTION OF DIRECTORS

Pursuant to code provision B.2.2 of the Corporate Governance Code, every director should be subject to retirement by rotation at least once every three years.

A Director shall hold office until the expiration of his or her term or his or her successor shall have been elected and qualified, or until his or her office is otherwise vacated. A Director appointed to fill a casual vacancy on or as an addition to the existing Board shall hold office only until the next following annual general meeting of the Company after his or her appointment, and shall then be eligible for re-election at that meeting.

Each of the executive Directors has entered into a director agreement with the Company. The term of appointment shall be three years commencing from the signing of the director agreement, and the Directors will be eligible for re-election at the general meeting of the Company.

Each of the non-executive Directors has entered into a director agreement with our Company. The appointment shall be three years commencing from the signing of the director agreement, and the Directors will be eligible for re-election at the general meeting of the Company.

Each of the independent non-executive Directors has entered into a director agreement with the Company. The term of appointment shall be three years commencing from the signing of the director agreement, and the Directors will be eligible for re-election at the general meeting of the Company.

## Corporate Governance Report

### RESPONSIBILITIES, ACCOUNTABILITIES AND CONTRIBUTIONS OF THE BOARD AND MANAGEMENT

The Board is the primary decision-making body of the Company and is responsible for leadership and control of the Company, overseeing the Group's businesses, strategic decisions and performance and is collectively responsible for promoting the success of the Company by directing and supervising its affairs and acting in the best interests of the Company and its Shareholders. The Board makes decisions objectively in the interests of the Company. All Directors have full and timely access to all the information of the Company, and may upon request, seek independent professional advice in appropriate circumstances at the Company's expenses for discharging their duties. All Directors, including the non-executive Directors and independent non-executive Directors, have brought a wide spectrum of valuable business experience, knowledge and professionalism to the Board for its efficient and effective functioning. The Group's senior management is responsible for the day-to-day management of the Group's business and is responsible for overseeing the general operation, business development, finance, marketing and operations.

The Board reserves for its decision on all major matters relating to policy matters, strategies and budgets, internal control and risk management systems, material transactions (in particular those that may involve conflict of interests), financial information, appointment of Directors and other significant financial and operational matters of the Company. Responsibilities relating to implementing decisions of the Board, directing and coordinating the daily operation and management of the Company are delegated to the management.

### BOARD COMMITTEES

The Board has established four committees, namely, the Audit Committee, the Compensation Committee, the Nomination Committee and the Corporate Governance Committee, for overseeing particular aspects of the Company's affairs. Each of these committees is established with defined written charter. The charters of the Board committees are available on the websites of the Company and the Hong Kong Stock Exchange.

#### Audit Committee

The Company has established an Audit Committee in compliance with Rule 3.21 of the Hong Kong Listing Rules and the Corporate Governance Code.

The primary duties of the Audit Committee are, among other things:

- (a) to review and recommend to the Board for approval, the appointment, reappointment or removal of the independent auditor, after considering its annual performance evaluation of the independent auditor;
- (b) to approve the remuneration and terms of engagement of the independent auditor and pre-approving all auditing and non-auditing services permitted to be performed by our independent auditors;
- (c) to evaluate the independent auditor's qualifications, performance and independence;
- (d) to review with the independent registered public accounting firm any audit problems or difficulties and management's response;

## Corporate Governance Report

### BOARD COMMITTEES (Continued)

#### Audit Committee (Continued)

- (e) to discuss with our independent auditor, among other things, the audits of the financial statements, including whether any material information should be disclosed, issues regarding accounting and auditing;
- (f) to review and approve all proposed related party transactions;
- (g) to review and recommend the financial statements for inclusion within our quarterly earnings releases and to our Board for inclusion in our annual reports;
- (h) to discuss the annual audited financial statements with management and the independent registered public accounting firm; and
- (i) to periodically review and reassess the adequacy of the committee charter.

During the Reporting Period and up to the Latest Practicable Date, the Audit Committee comprises three independent non-executive Directors, being Mr. Yu Mingto, Mr. Wang Hang and Ms. Qu Jingyuan, with Mr. Yu Mingto (being one of the independent non-executive Directors with the appropriate professional qualifications) as the chairman of the Audit Committee.

During the Reporting Period, the Audit Committee held 5 meetings. Individual attendance of each Audit Committee member is set out on page 49. The Audit Committee also met the external auditor without the presence of the executive Directors.

The Audit Committee's major work during the Reporting Period includes:

- (a) reviewing the 2024 annual results announcement and report, and 2025 interim results announcement and interim report;
- (b) reviewing the Company's quarterly earning release announcements;
- (c) reviewing the Company's continuing connected transactions; and
- (d) reviewing the terms of engagement, independence and remuneration of the external auditor.

#### Compensation Committee

The Company has established a Compensation Committee in compliance with Rule 3.25 of the Hong Kong Listing Rules and the Corporate Governance Code.

The primary duties of the Compensation Committee are, among other things:

- (a) to make recommendations to the board on the Company's policy and structure for all directors' and senior management remuneration and on the establishment of a formal and transparent procedure for developing remuneration policy;
- (b) to review at least annually the goals and objectives of the Company's executive compensation plans, and amend, or recommend that the Board amend, these goals and objectives if the Committee deems it appropriate;

## Corporate Governance Report

### BOARD COMMITTEES (Continued)

#### Compensation Committee (Continued)

- (c) to either (i) determine, with delegated responsibility, the remuneration packages of individual executive directors and senior management; or (ii) to make recommendations to the Board on the remuneration packages of individual executive directors and senior management. This should include benefits in kind, pension rights and compensation payments, including any compensation payable for loss or termination of their office or appointment;
- (d) to review and approve compensation payable to executive directors and senior management for any loss or termination of office or appointment to ensure that it is consistent with contractual terms and is otherwise fair and not excessive;
- (e) to review and approve compensation arrangements relating to dismissal or removal of directors for misconduct to ensure that they are consistent with contractual terms and are otherwise reasonable and appropriate;
- (f) to determine the compensation and term of office of the CEO and the chief financial officer of the Company;
- (g) to evaluate annually the appropriate level of compensation for Board and Committee service by non-employee directors, and make recommendations to the Board on the remuneration of non-executive directors;
- (h) to consider salaries paid by comparable companies, time commitment and responsibilities and employment conditions elsewhere in the group;
- (i) to ensure that no director or any of their associates is involved in deciding that director's own remuneration;
- (j) to perform such duties and responsibilities as may be assigned to the Board or the Committee under the terms of any executive compensation plan;
- (k) to review perquisites or other personal benefits to the Company's executive officers and directors and recommend any changes to the Board;
- (l) to review compensation arrangements for the Company's employees to evaluate whether incentive and other forms of pay encourage unnecessary or excessive risk taking, and review and discuss, at least annually, the relationship between risk management policies and practices, corporate strategy and the Company's compensation arrangements;
- (m) to review and approve the description of executive compensation included in the Company's annual report on Form 20-F; and
- (n) to perform such other functions as assigned by law, the Company's memorandum and articles of association or the Board.

During the Reporting Period, the Compensation Committee comprises two independent non-executive Directors, namely Ms. Qu Jingyuan and Mr. Yu Mingto, and one non-executive Director, Mr. Lei Jun, with Ms. Qu Jingyuan as the chairlady of the Compensation Committee. On March 25, 2026, Mr. Lei Jun resigned and Mr. Qu Heng, the non-executive Director, was appointed as a member of the Compensation Committee.

## Corporate Governance Report

### BOARD COMMITTEES (Continued)

#### Compensation Committee (Continued)

During the Reporting Period, the Compensation Committee held one meeting. Individual attendance of each Compensation Committee member is set out on page 49.

The Compensation Committee's major work during the Reporting Period includes:

- (a) reviewing compensation and benefits framework and structure;
- (b) reviewing directors and managements compensation policy; and
- (c) reviewing the terms and implementation of the Company's share schemes.

During the Reporting Period, the Compensation Committee has approved the grants to the Director and senior management members and that all such grants are (i) with a vesting period shorter than 12 months, and (ii) without any performance target attached thereto. In giving its opinion, the Compensation Committee has considered that such grants (i) form part of the relevant personnel's respective remuneration package, (ii) are for recognition of such personnel's past performance which should allow them to benefit from the business success they have been helping to create, (iii) are beneficial for linking their personal interests with those of the Company, motivating them to continue contributing towards the Company's development, and (iv) these grants are in line with the purpose of the 2021 Share Incentive Plan. For Details, please refer to the announcement of the Company dated March 20, 2025. Save as disclosed above, during the Reporting Period, no material matters relating to share schemes (as defined under Chapter 17 of the Hong Kong Listing Rules) required the Compensation Committee to review or approve.

Pursuant to code provision E.1.5 of part 2 of the Corporate Governance Code, details of the remuneration of our current senior management (including the executive Directors) by bands for the year ended December 31, 2025 are as follows:

Remuneration band	Number of person(s)
RMB4,000,001 to RMB8,000,000	1
RMB8,000,001 to RMB12,000,000	1

For additional information on the Directors' remuneration for the year ended December 31, 2025, please refer to Note 25 to the consolidated financial statements in this annual report.

## Corporate Governance Report

### BOARD COMMITTEES (Continued)

#### Nomination Committee

The Company has established a Nomination Committee in compliance with the Corporate Governance Code.

The primary duties of the Nomination Committee are, among other things:

- (a) to recommend nominees to the Board for election or re-election to the Board, or for appointment to fill any vacancy on the Board;
- (b) to review and evaluate the size, composition, function and duties of the Board consistent with its needs, and to assist the Board in maintaining a board skills matrix;
- (c) to review candidates' qualifications for membership on the board or a committee of the Board based on the criteria approved by the Board;
- (d) to make recommendations to the Board as to determinations of Director's independence;
- (e) to review and approve compensation (including equity-based compensation) for the Directors;
- (f) to periodically review and reassess the adequacy of the committee charters;
- (g) to evaluate the performance and effectiveness of the Board as a whole; and
- (h) to assess each director's time commitment and contribution to the Board, as well as the Director's ability to discharge his or her responsibilities effectively, taking into account professional qualifications and work experience, existing directorships of listed companies (if any) and other significant external time commitments of such Director and other factors or circumstances relevant to the Director's character, integrity, independence and experience.

During the Reporting Period, the Nomination Committee comprises Mr. Lei Jun, a non-executive Director and three independent non-executive Directors, being Ms. Qu Jingyuan, Mr. Yu Mingto and Mr. Wang Hang, with Mr. Lei Jun as the chairman of the Nomination Committee. On March 25, 2026, Mr. Lei Jun resigned and Mr. Zou Tao, the executive Director, was appointed as the chairman of the Nomination Committee, and Mr. Qu Heng, the non-executive Director, was appointed as the member of the Nomination Committee on the same day.

During the Reporting Period, the Nomination Committee held one meeting. Individual attendance of each Nomination Committee member is set out on page 49.

The Nomination Committee's major work during the Reporting Period includes:

- (a) reviewing and monitoring the implementation of the board diversity policy;
- (b) reviewing and assessing the structure, size, composition and diversity of the Board;
- (c) reviewing the re-election of Directors and its schedule;
- (d) reviewing and assessing the independence of the independent non-executive Directors; and
- (e) making recommendation of appointment of candidate of the non-executive Director.

## Corporate Governance Report

### BOARD COMMITTEES (Continued)

#### Corporate Governance Committee

The Company has established a Corporate Governance Committee in compliance with the Corporate Governance Code.

The primary duties of the Corporate Governance Committee are, among other things:

- (a) to develop and review the Company's policies and practices on corporate governance and make recommendations to the Board;
- (b) to review and monitor the training and continuous professional development of Directors and our senior management;
- (c) to review and monitor the Company's policies and practices on compliance with the applicable legal and regulatory requirements;
- (d) to develop, review and monitor the code of conduct and compliance manual applicable to employees and directors;
- (e) to review the Company's compliance with the Corporate Governance Code;
- (f) to review and monitor the Company's actions in furtherance of its ESG responsibilities and monitor its performance in ESG related matters;
- (g) to review and monitor the Company's policies and practices on the management of data security and the compliance with the applicable legal and regulatory requirements;
- (h) to review and monitor whether the Company is operated and managed for the benefit of all of the Shareholders to seek to ensure effective and ongoing communication between the Company and the Shareholders; and
- (i) to report on the work of the Corporate Governance Committee on an annual basis.

During the Reporting Period, the Corporate Governance Committee comprises two executive Directors, being Mr. Zou Tao and Mr. He Haijian (resigned on June 30, 2025), one non-executive Director, Mr. Feng Honghua (resigned on June 9, 2025)/Mr. Zhang Duo (appointed on June 9, 2025), and one independent non-executive Director, Ms. Qu Jingyuan, with Mr. Zou Tao as the chairman of the Corporate Governance Committee.

During the Reporting Period, the Corporate Governance Committee held one meeting. Individual attendance of each Corporate Governance Committee member is set out on page 49.

## Corporate Governance Report

### BOARD COMMITTEES (Continued)

#### Corporate Governance Committee (Continued)

The Corporate Governance Committee's major work during the Reporting Period includes:

- (a) monitoring the code of conduct applicable to Directors, senior managements, and employees;
- (b) reviewing the disclosure in the Corporate Governance Report and the Company's compliance with the Corporate Governance Code;
- (c) the Company's various policies and practices on corporate governance;
- (d) Reporting on the work of the Corporate Governance Committee covering all areas of its terms of reference; and
- (e) reviewing the Company's ESG initiatives.

### DIRECTOR NOMINATION POLICY

The Company has adopted a Director Nomination Policy which sets out the selection criteria and nomination process and the Board succession planning considerations in relation to nomination and appointment of Directors of the Company and aims to ensure that the Board has a balance of skills, experience and diversity of perspectives appropriate to the Company and the continuity of the Board and appropriate leadership at Board level.

The nomination process set out in the Director Nomination Policy:

- the Nomination Committee shall convene committee meetings and invite the Board members to nominate candidates (if any) for the Nomination Committee to consider before convening the meeting;
- the Nomination Committee may also nominate candidates who have not been nominated by the Board members;
- for the appointment of any director candidate, the Nomination Committee shall conduct adequate due diligence in respect of such candidate and make recommendations to the Board for consideration;
- for the re-appointment of any existing members of the Board, the Nomination Committee shall make recommendations to the Board for consideration;
- for the procedures for Shareholders to nominate any director candidates, please refer to the Procedures for Shareholders to Propose a Person for Election as a Director of the Company on the Company's website; and
- the Board shall have the right of final decision on all matters relating to the election of recommended candidates or re-appointed directors at a general meeting.

## Corporate Governance Report

### DIRECTOR NOMINATION POLICY (Continued)

Pursuant to the Director Nomination Committee, for assessing the suitability and the potential contribution to the Board of a proposed candidate, the Nomination Committee will consider (i) integrity and reputation, (ii) educational background, professional qualifications and work experience (including part-time jobs), (iii) whether or not they have the necessary skills and experience, (iv) whether or not they will promote the diversity of the Board in all aspects, (v) whether or not the candidates for independent directors meet the requirements for independence under Rule 3.13 of the Hong Kong Listing Rules, and (vi) any other relevant factors as determined by the Nomination Committee or the Board from time to time.

### DIVERSITY POLICY

The Company is committed to promoting the culture of diversity in the Company. We have strived to promoting diversity to the extent practicable by taking into consideration a number of factors in its corporate governance structure.

The Company has adopted a board diversity policy which sets out the objective and approach to achieve and maintain diversity in the Board. Pursuant to the board diversity policy, selection of Director candidates will be based on a range of diversity perspectives, including but not limited to gender, age, cultural and educational background, industry experience, technical capabilities, professional qualifications and skills, knowledge, length of service and other related factors. We will also consider our own business model and special needs. The ultimate selection of Director candidates will be based on merits of the candidates and contribution that the candidates will bring to the Board.

We will strive to keep gender balance of the Board through measures implemented by the Nomination Committee in accordance with our Board Diversity Policy. In particular, we will keep identifying and selecting female individuals with a diverse range of skills, experience and knowledge in different fields who are suitably qualified to become our Board members and maintain at least one female Director in our Board.

The Nomination Committee will continue to revisit the board diversity policy and monitor its implementation from time to time. The Nomination Committee will also continue to use best efforts to identify and recommend suitable female candidates for the Board's consideration in the future to ensure that gender diversity can be maintained.

As of the Latest Practicable Date, the Board comprises one female Director and five male Directors, which is in line with the gender diversity requirements by the Stock Exchange. Our Directors have a balanced mix of knowledge and skills, including overall management and strategic development, finance, accounting and risk management, obtained degrees in various areas, such as computer science, chemistry, electronic engineering, business administration and economics, and have rich experience in various industries, including TMT, consumer products, technical service and financing. The Nomination Committee has reviewed the Board Diversity Policy, is satisfied with its effectiveness and implementation and considered an appropriate balance diversity perspectives of the Board is well maintained.

As at December 31, 2025, we hired 15,766 full-time, interns and other categories employees, of which 9,511 were male and 6,255 were female with a male-to-female ratio of approximately 1.52:1. The Company continues to monitor and evaluates the diversity policy from time to time to ensure its continued effectiveness. The Company is not aware of any mitigating factor or circumstances which make achieving gender diversity across the workforce more challenging or less relevant. For more relevant details, please refer to the ESG Report.

## Corporate Governance Report

### INDEPENDENT OPINION

The Company has established mechanisms to ensure independent views and inputs are available to the Board. The following factors shall be considered to ensure that the Board has access to independent opinions:

- when assessing a candidate for appointment as an independent non-executive director of the Board, the Nomination Committee and the Board shall assess whether the candidate is able to give independent opinion to the Board, taking into account whether the candidate has sufficient time to perform his/her duty as an independent non-executive director, whether the candidate has relevant experience and/or appropriate qualifications in order to give independent opinion to the Board;
- when assessing whether an independent non-executive director should be re-elected, the Nomination Committee and the Board shall consider the independent non-executive director's overall contributions to the Board during his/her tenure, in order to assess whether the independent non-executive director is able to give independent opinion to the Board; and
- alternative channels of independent opinions shall be available to the Board other than from the independent non-executive directors, including, but not limited to, allowing directors to obtain independent professional advice from external parties to assist directors in carrying out their duties.

### DIVIDEND POLICY

We have not previously declared or paid any cash dividend or dividend in kind and we have no plan to declare or pay any dividends in the near future on our Shares or the ADSs representing our ordinary shares. We currently intend to retain most, if not all, of our available funds and any future earnings to operate and expand our business. No Shareholder has waived or agreed to waive any dividends.

Our Board has discretion as to whether to distribute dividends, subject to certain requirements of Cayman Islands law. Under Cayman Islands law, a Cayman Islands company may pay a dividend out of either profit or share premium account, provided that in no circumstances may a dividend be paid if this would result in the company being unable to pay its debts as they fall due in the ordinary course of business. The Company has adopted a policy on payment of dividends taking into account various elements including but not limited to the general business conditions of the Company, financial results of the Company, capital requirements, and any other conditions which the Board may deem relevant.

### CONTINUOUS PROFESSIONAL DEVELOPMENT OF DIRECTORS

Directors should participate in continuous professional development to develop and refresh their knowledge and skills. They shall keep abreast of regulatory developments and changes in order to effectively perform their responsibilities and to ensure that their contribution to the board remains informed and relevant.

During the year ended December 31, 2025 and up to the Latest Practicable Date, the key methods of attending continuous professional development by each of the Directors are recognized as follow:

## Corporate Governance Report

### CONTINUOUS PROFESSIONAL DEVELOPMENT OF DIRECTORS (Continued)

Director	Participation in continuous professional development <sup>(Note 1)</sup>
<b>Executive Directors</b>	
Mr. Zou Tao	√
Mr. He Haijian (resigned on June 30, 2025)	√
<b>Non-executive Directors</b>	
Mr. Lei Jun (resigned on March 25, 2026)	√
Mr. Qu Heng (appointed on March 25, 2026) <sup>(Note 2)</sup>	√
Mr. Zhang Duo (appointed on June 9, 2025) <sup>(Note 2)</sup>	√
Mr. Feng Honghua (resigned on June 9, 2025)	√
<b>Independent Non-executive Directors</b>	
Mr. Yu Mingto	√
Mr. Wang Hang	√
Ms. Qu Jingyuan	√

*Notes:*

- Our Directors attended training(s) or seminar(s) on updated laws and regulations, or read the materials relating to Directors' professional knowledge.
- The Company has also arranged induction training for our newly appointed non-executive Directors, Mr. Zhang Duo and Mr. Qu Heng.

### DIRECTORS' RESPONSIBILITY IN RESPECT OF THE FINANCIAL STATEMENTS

The Directors acknowledge their responsibility for preparing the financial statements of the Company for the year ended December 31, 2025. The Directors are not aware of any material uncertainties relating to events or conditions that may cast significant doubt on the Company's ability to continue as a going concern.

Ernst & Young has stated in the independent auditor's report on pages 84 to 89 of this annual report its reporting responsibilities on the Company's consolidated financial statements for the year ended December 31, 2025.

## Corporate Governance Report

### RISK MANAGEMENT AND INTERNAL CONTROL

The Board is responsible for evaluating and determining the nature and extent of the risks the Company is willing to take in achieving the Company's strategic objectives, and ensuring that the Company establishes and maintains appropriate and effective risk management and internal control systems. The Board oversees management in the design, implementation and monitoring of the risk management and internal control systems and is responsible for reviewing the effectiveness of the systems. The Board acknowledges that such risk management and internal control systems are designed to manage rather than eliminate the risk of failure to achieve business objectives, and the systems can only provide reasonable but not absolute assurance against material misstatement or loss.

The Audit Committee has been established to assist the Board to monitor the implementation of the Company's risk management policies on an ongoing basis to ensure that the Company's internal control system is adequate and effective in identifying, managing, and mitigating risks involved in its business operations and financial reporting. The Company has established an internal audit department to enhance internal controls and have engaged an independent advisory firm to assist us in assessing the design and effectiveness of our execution of internal controls and in improving our overall internal controls.

The Company's risk management and internal control systems have been developed with the following principles, features and processes:

- **risk identification and assessment:** to identify internal and external matters that affect the achievement of the Company's objectives, analyze risks and opportunities, assess the likelihood of occurrence and degree of impact of risks with respect to the identified risk factors, and reasonably determine risk response strategies;
- **business control:** to take a series of measures and procedures based on the results of the risk assessment, including, among other things, segregation of authority and responsibility, transaction authorization systems, adequate documentation and records, asset security, independent verification, and appropriate segregation of duties to keep risks within acceptable levels;
- **information and communication:** to identify and gather the relevant information from within and outside the company, and transmit to relevant personnel in a timely manner; and
- **monitoring:** to supervise and inspect the establishment and implementation of the Company's internal controls, evaluate the effectiveness of internal controls, identify internal control deficiencies, and make continuous improvements.

The Board reviews the risk management and internal control systems annually. The Board believes that all the internal control and risk management policies and procedures have been properly designed and would enable the Company to strengthen the compliance of the overall monitoring system and thereby reduce its operational risk. Continuous monitoring and improvement of management procedures will be carried out to ensure effective internal control system to be in line with the growth of the Company's business. The Company has not suffered any material liability resulting from the deficiencies in our internal control system during the Reporting Period.

The Board, as supported by the Audit Committee as well as the management report, reviewed the risk management and internal control systems, including the financial, operational and compliance controls, for the year ended December 31, 2025, and considered that such systems are effective and adequate.

## Corporate Governance Report

### FRAMEWORK FOR DISCLOSURE OF INSIDE INFORMATION

In accordance with the SFO, the Company has established a framework for handling and the disclosure of inside information. The framework sets out the procedures and internal controls for publishing the inside information announcements. The Company has communicated with all relevant staff regarding the implementation of the framework and relevant trainings are also provided.

Under the framework, if an employee is aware of any project, transaction, information or situation which he/she thinks could potentially be inside information, he/she should contact the head of relevant department, the general counsel and the company secretary as soon as possible. Legal analysis and consultations with the Directors and senior managements will be made so as to identify whether any such information constitutes inside information and is required to be disclosed to the public pursuant to the SFO. The framework and its effectiveness are subject to review on a regular basis according to established procedures.

### COMPANY SECRETARY

During the Reporting Period, Ms. So Ka Man (“**Ms. So**”) act as the sole company secretary, who is an external secretarial service provider. The primary contact person of Ms. So at the Company is Mr. Tian Bo, our head of Legal, Compliance and Capital Markets Centre. All Directors have access to the advice and services of the company secretary on corporate governance and board practices and matters.

The relevant professional trainings that Ms. So participated in during the Reporting Period has reached 15 hours, which is in compliance with the requirements of Rule 3.29 of the Hong Kong Listing Rules.

On April 14, 2026, Mr. Tian Bo and Ms. Chan Hiu Lam have been appointed as joint company secretaries of the Company. Ms. So resigned as the company secretary on the same day.

### AUDITOR'S REMUNERATION

A breakdown of the remuneration in respect of the audit and non-audit services provided by the independent auditor to the Company for the year ended December 31, 2025 is set out below:

<b>Service category</b>	<b>Fees paid RMB'000</b>
Audit services	19,500
Non-audit services (including tax services and SOC (service organization control))	1,515
Total	<u>21,015</u>

### SHAREHOLDERS' RIGHTS

To safeguard shareholder interests and rights, separate resolution is proposed for each substantially separate issue at general meetings, including the election of individual Director. All resolutions shall be determined by poll and not on a show of hands, save that the chairman of the meeting may, in good faith, allow a resolution which relates purely to a procedural or administrative matter as prescribed under the Hong Kong Listing Rules to be voted on by a show of hands. Poll results will be posted on the websites of the Company and of the Hong Kong Stock Exchange after each general meeting.

## Corporate Governance Report

### SHAREHOLDERS' GENERAL MEETING

The Shareholders' general meeting is the organ of highest authority of our Company and exercises the duties and powers in accordance with the laws and the Articles of Association.

In order to protect the rights of Shareholders, our Company will convene the Shareholders' general meetings in strict compliance with the relevant rules and procedures such that all Shareholders are treated equally and can exercise their rights fully. Separate resolutions will be proposed at general meetings on each substantial issue. Each resolution submitted to the Shareholders' general meeting will be voted pursuant to the Hong Kong Listing Rules, and the voting result will be published on the websites of the Stock Exchange and the Company after the meeting.

During the Reporting Period, our Company has convened one Shareholders' general meeting, namely the annual general meeting held on June 9, 2025.

#### **Convening an Extraordinary General Meeting and Putting Forward Proposals by Shareholders**

Pursuant to Articles 59 of the Articles of Association, an extraordinary general meeting shall be convened and resolutions shall be added to a meeting agenda on a requisition of any one or more Shareholders holding, on the date of deposit of the requisition in the aggregate, not less than ten per cent (10%) of the votes attaching to the total issued and paid up share capital of the Company on a one vote per share basis. If within twenty one (21) days of such deposit the Board fails to proceed to convene such meeting, the requisitionist(s) himself (themselves) may do so in the same manner, and all reasonable expenses incurred by the requisitionist(s) as a result of the failure of the Board shall be reimbursed to the requisitionist(s) by the Company.

#### **Procedure for Shareholders to Propose A Person for Election as A Director**

Shareholders may propose a person for election as a director, the procedures for which are available on the Company's website.

#### **Putting Forward Enquiries to the Board**

The Company will not normally deal with verbal or anonymous enquiries.

The Shareholders may send written enquiries to the Company, for the attention of the Board of Directors, to the following:

Address: Building D, Xiaomi Science and Technology Park, No. 33 Xierqi Middle Road, Haidian District, Beijing, 100085, PRC

Email: [ksc-ir@kingsoft.com](mailto:ksc-ir@kingsoft.com)

For the avoidance of doubt, Shareholder(s) shall deposit and send the original duly signed written requisition, notice or statement, or enquiry (as the case may be) to the above addresses, apart from the registered office of the Company, and provide their full name, contact details and identification in order to give effect thereto. The Shareholders' information may be disclosed as required by applicable laws and regulations.

## Corporate Governance Report

### COMMUNICATION WITH SHAREHOLDERS AND INVESTOR RELATIONS

The Company has adopted a Shareholders' communication policy with the aim of promoting effective communication with the Shareholders and other stakeholders, encouraging the Shareholders to engage actively with the Company, and enabling the Shareholders to exercise their rights as shareholders effectively.

Information will be communicated to the Shareholders through the Company's financial reports, annual general meetings and extraordinary general meetings that may be convened as well as all the published disclosures submitted to the Hong Kong Stock Exchange. To promote effective communication, the Company maintains a website at [ir.ksyun.com](http://ir.ksyun.com), where up-to-date information and updates on the Company's business operations and developments, financial information, corporate governance practices and other information are available for public access.

Based on the Shareholders' communication policy which sets out the various communication channels available to the Shareholders to communicate their views on the matters affecting the Company and direct their views to the Company, and the corporate communication made available by the Company to the Shareholders by different means, the Company believes that the policy has been effectively implemented on the basis that it facilitates timely and effective communication of the Company with its Shareholders during the year ended December 31, 2025.

The notice and circular of the forthcoming annual general meeting of the Company will be published and issued to Shareholders in compliance with the Articles of Association and the Hong Kong Listing Rules in due course.

### SIGNIFICANT CHANGES TO CONSTITUTIONAL DOCUMENTS

The Company adopted the second amended and restated Articles of Association on December 29, 2022, which has been effective from the Hong Kong Listing Date. During the year ended December 31, 2025, no changes have been made to the said Articles of Association. The Articles of Association is available on the websites of the Company and the Stock Exchange.

On March 25, 2026, the Board proposed (a) certain amendments to the current Articles of Association for the purpose of, inter alia, (i) bringing the Articles of Association in line with the Core Shareholder Protection Standards set out in Appendix A1 of the Hong Kong Listing Rules which require, among others, the holding of general meetings which shareholders can attend virtually with the use of technology and cast votes by electronic means; (ii) making other house-keeping amendments to clarify, update and/or modify certain provisions of the Articles of Association in accordance with, or to better align with the applicable laws (collectively, the "**Proposed Articles Amendments**"); and (b) to adopt the Third Amended and Restated Memorandum and Articles of Association incorporating and consolidating all the Proposed Articles Amendments. The Proposed Articles Amendments and the adoption of the Third Amended and Restated Memorandum and Articles of Association are subject to the approval of the Shareholders by way of a special resolution at the forthcoming annual general meeting of the Company or any adjourned meeting. A circular of the Company containing, inter alia, further details on the aforesaid subject matters, together with a notice of the annual general meeting, will be dispatched to the Shareholders (if necessary) in accordance with the requirements of the Hong Kong Listing Rules in due course.

## Other Information

### DIRECTORS' AND CHIEF EXECUTIVE'S INTERESTS AND SHORT POSITIONS IN SHARES, UNDERLYING SHARES AND DEBENTURES OF THE COMPANY OR ANY OF ITS ASSOCIATED CORPORATIONS

As at December 31, 2025, the interests and short positions of the Directors and chief executive of the Company in the Shares, underlying Shares and debentures of the Company or its associated corporations (within the meaning of Part XV of the SFO), which were required (a) to be notified to the Company and the Hong Kong Stock Exchange pursuant to Divisions 7 and 8 of Part XV of the SFO (including interests and short positions which they were taken or deemed to have under such provisions of the SFO); or (b) to be recorded in the register required to be kept by the Company pursuant to Section 352 of the SFO; or (c) as otherwise notified to the Company and the Hong Kong Stock Exchange pursuant to the Model Code were as follows:

#### Interest in Shares and Underlying Shares of the Company

Name	Nature of Interest	Number of Issued Shares	Number of Shares underlying Outstanding Options/RSUs Granted	Approximate Percentage of Shareholding of the Issued Share Capital of the Company <sup>(2)</sup> (%)
Mr. Lei Jun (resigned on March 25, 2026) <sup>(3)</sup>	Interest in controlled corporation	466,161,000 (L)	Nil	10.29
Mr. Zou Tao	Beneficial interest	2,000,000 (L)	Nil	0.04

*Notes:*

- (1) The letter "L" denotes a long position in the Shares.
- (2) Calculated on basis of the total number of issued shares of the Company as of December 31, 2025, being 4,531,784,801 Shares.
- (3) Mr. Lei Jun has the majority voting power in Xiaomi and is deemed to be interested in those Shares held by Xiaomi under the SFO.

Save as disclosed above, none of the Directors or chief executive of the Company and their associates, had interests or short positions in shares, underlying shares or debentures of the Company or its associated corporations as at December 31, 2025.

## Other Information

### SUBSTANTIAL SHAREHOLDERS' INTERESTS AND SHORT POSITIONS IN SHARES AND UNDERLYING SHARES

As at December 31, 2025, after all reasonable enquiries made by the Company, the following persons (other than the Directors and chief executives whose interests have been disclosed in this annual report), had an interest or short position in the Shares and underlying Shares which would fall to be notified to the Company pursuant to Divisions 2 and 3 of Part XV of the SFO or as recorded in the register required to be kept by the Company pursuant to Section 336 of the SFO:

Name of substantial shareholder	Capacity/Nature of Interest	Number of Shares	Approximate Percentage of Shareholding of the Issued Share Capital of the Company <sup>(2)</sup> (%)
Kingsoft Corporation	Beneficial owner	1,492,621,584(L)	32.94
The Bank of New York Mellon Corporation <sup>(3)</sup>	Interest of controlled corporation	420,864,920(L)	9.29
		416,989,470(S)	9.20
		3,833,450	0.08
		(Lending Pool)	
Xiaomi <sup>(4)</sup>	Beneficial owner	414,376,000(L)	9.14
	Interest of controlled corporation	51,785,000(L)	1.14

*Notes:*

- (1) The letter "L" denotes a long position in the Shares and the letter "S" denotes a short position in the Shares.
- (2) Calculated on basis of the total number of issued shares of the Company as of December 31, 2025, being 4,531,784,801 Shares.
- (3) The Bank of New York Mellon was wholly owned by The Bank of New York Mellon Corporation. As such, The Bank of New York Mellon Corporation was deemed to be interested in the 420,864,920 Shares (L) and 416,989,470 Shares (S) Shares held by The Bank of New York Mellon.
- (4) 414,376,000 Shares were held by Xiaomi Corporation beneficially. 51,785,000 Shares were held by Xiaomi Corporation through its indirectly wholly owned subsidiary, Green Better Limited.

Save as disclosed above, as at December 31, 2025, no person, other than the Directors and chief executive of the Company whose interests are set out in the section headed "Directors' and Chief Executive's Interests and Short Positions in Shares and Underlying Shares and Debentures of the Company or any of its Associated Corporations" had an interest or short position in the Shares or underlying Shares which would fall to be recorded in the registry required to be kept by the Company pursuant to Section 336 of the SFO.

## Other Information

### EQUITY INCENTIVE PLANS

#### 2013 Share Option Scheme

The 2013 Share Option Scheme was adopted on February 27, 2013, as amended on June 27, 2013, May 20, 2015 and December 26, 2016. No further grant of any share options under the 2013 Share Option Scheme will be made after the Hong Kong Listing Date.

#### *Purpose*

The purpose of the 2013 Share Option Scheme is to provide incentives or rewards to participants thereunder for their contribution to the Group and/or to enable the Group to recruit and retain high-caliber employees and attract human resources that are valuable to the Group and any invested entity.

#### *Eligible Participants*

Employees, whether full time or part time, of our Company, its subsidiaries or any invested entity, being an entity in which the Group directly or indirectly holds 20% or more equity interest, are eligible to participate in the 2013 Share Option Scheme.

#### *Number of Shares Available for Issue*

The total number of Shares available for issue under the 2013 Share Option Scheme is 12,991,496, representing approximately 0.29% of the total issued Shares as at the Latest Practicable Date.

#### *Individual Limit*

Where any further grant of share options to a participant would result in the total number of Shares issued and to be issued upon exercise of all the share options granted and to be granted to such person (including exercised, cancelled and outstanding share options) in the 12-month period up to and including the date of such further grant representing in aggregate over 1 percent of the total number of Shares in issue, such further grant must be separately approved by the shareholders of the Company and Kingsoft Corporation in general meeting with such participant and his associated abstaining from voting.

## Other Information

### *Exercise Period*

Subject to the terms of the 2013 Share Option Scheme, a share option may be exercised in whole or in part in accordance with the terms and conditions upon which such share option is granted. Share options complying with the provisions of the Hong Kong Listing Rules which are granted during the duration of the scheme and remain unexercised immediately prior to the end of the ten-year period shall continue to be exercisable in accordance with their terms of grant within the validity period for which such share options are granted, notwithstanding the expiry of the scheme.

### *Vesting Schedule*

The Board shall determine the schedule for the vesting of Shares comprised in the share options on the offer date.

### *Amount Payable on Application or Acceptance of the Option*

No consideration is payable on acceptance of each grant of share options.

### *Subscription Price*

The subscription price in respect of any particular share option shall be such price as determined by the Board in its absolute discretion at the time of making of the offer (which shall be stated in the offer letter).

### *Remaining Life of the Scheme*

The 2013 Share Option Scheme shall be valid and effective for a period of ten years from February 27, 2013. As at the Latest Practicable Date, the duration of the 2013 Share Option Scheme has expired but the provisions of the scheme shall remain in full force and effect to the extent necessary to give effect to the exercise of any share options (to the extent not already exercised) granted prior to the termination or otherwise as may be required in accordance with the provisions of the scheme.

## Other Information

### 2013 Share Award Scheme

The 2013 Share Award Scheme was adopted on February 22, 2013, as amended on January 9, 2015, March 3, 2016, June 8, 2016, December 7, 2018 and November 6, 2019. No further grant of any share awards under the 2013 Share Award Scheme will be made after the Hong Kong Listing Date.

#### *Purpose*

The purpose of the 2013 Share Award Scheme is to provide incentives or rewards to selected employees for their contribution to the Group and/or to enable the Group to recruit and retain high-caliber employees and attract human resources that are valuable to the Group and any invested entity.

#### *Eligible Participants*

Employees, whether full time or part time, of our Company, subsidiaries or any entity in which the Company and its subsidiaries hold any equity interest are eligible to participate in the 2013 Share Award Scheme.

#### *Number of Shares Available for Issue*

The total number of Shares available for issue under the 2013 Share Award Scheme is 11,314,893, representing approximately 0.25% of the total issued Shares as at the Latest Practicable Date.

#### *Individual Limit*

There is no limit as to maximum entitlement of each participant under the 2013 Share Award Scheme.

#### *Vesting Schedule*

Unless otherwise determined by the Board at its sole discretion, the awarded shares shall vest in accordance with the award notice, provided that the selected employee remains at all times after the reference date and on the relevant vesting dates (if applicable) an eligible person.

#### *Amount Payable on Application or Acceptance of the Share Award and Purchase Price*

Subject to the provision of the 2013 Share Award Scheme, the Board may impose any conditions, restrictions or limitations (including but not limited to consideration payable on application or acceptance of share award and purchase price) in relation to the award from time to time as it may at its absolute discretion think fit.

#### *Remaining Life of the Scheme*

The 2013 Share Award Scheme shall be valid and effective for a period of ten years from February 22, 2013. As at the Latest Practicable Date, the 2013 Share Award Scheme has expired but the provisions of the scheme shall remain in full force and effect to the extent necessary to give effect to any awarded shares not vested but granted prior to the termination of the scheme or otherwise as may be required in accordance with the provisions of the scheme.

## Other Information

### 2021 Share Incentive Plan

The 2021 Share Incentive Plan was adopted on November 15, 2021. Amendments to the 2021 Share Incentive Plan were approved by the Board on December 20, 2022, and took effect upon Hong Kong Listing.

#### *Purpose*

The purpose of the 2021 Share Incentive Plan is to promote the success and enhance the value of the Company by linking the personal interests of the directors and employees of the Group, and the service providers of the Group to those of the Shareholders and by providing such individuals with an incentive for outstanding performance to generate superior returns to the Shareholders. The 2021 Share Incentive Plan is further intended to provide flexibility to the Company in its ability to motivate, attract, and retain the services of the directors and employees of the Group, and the service providers of the Group upon whose judgment, interest and special effort the successful conduct of the Company's operation is largely dependent.

#### *Eligible Participants*

Any individual or entity, who is:

- (a) an employee (whether full-time or part-time), director or officer of any member of our Group, including persons who are granted awards under the 2021 Share Incentive Plan as an inducement to enter into employment contracts with any member of our Group;
- (b) an employee (whether full-time or part-time), director or officer of: (i) a holding company; (ii) subsidiaries of the holding company other than members of our Group; or (iii) any company which is an associate of our Company;
- (c) providing services to our Group on a continuing or recurring basis in its ordinary and usual course of business which are in the interests of the long term growth of our Group (the "**Service Provider Participants**"); or
- (d) trusts or entities established in connection with any employee benefit plan of the Company (including the 2021 Share Incentive Plan) for the benefit of a participant

as determined by the Board or its delegate(s) from time to time to be entitled to participate in the 2021 Share Incentive Plan.

In particular, Service Provider Participants include:

- (a) Professional consultancy firms or individuals with expertise in the technical services, hardware and components and other related services in cloud service industry, business expansion and development, national and international trade, human resources and regulatory affairs in the cloud service industry, who, or are anticipated to be going forward, a significant business partner, or otherwise significant to our Group's business, with reference to, among other metrics, research and development, development or manufacturing or distribution of products/services provided by our Group, or otherwise will contribute significantly to the growth of our Group's financial or business performance, based on quantitative performance indicators to be determined by the Board or the Compensation Committee on a case-by-case basis. Such consultants may be able to collaborate with our Group on continuing or discrete consulting projects and may be remunerated with equity incentives to align the long-term interests of such consultants with our Group; and

## Other Information

- (b) Consultants, such as professors, academics and reputable industry expert with distinguished backgrounds and expertise in technical services, hardware and components and other related services in cloud service industry, business expansion and development, national and international trade, human resources and regulatory affairs in the cloud service industry, who, or are anticipated to be going forward, a significant business partner, or otherwise significant to our Group's business, with reference to, among other metrics, research and development, development or manufacturing or distribution of products/services provided by our Group, or otherwise will contribute significantly to the growth of our Group's financial or business performance, based on quantitative performance indicators to be determined by the administrator or the Compensation Committee on a case-by-case basis. Such consultants may be able to collaborate with our Group on continuing or discrete consulting projects and may be remunerated with equity incentives to align the long-term interests of such consultants with our Group.

However, no individual who is resident in a place where the grant, acceptance or exercise of options and/or awards pursuant to the 2021 Share Incentive Plan is not permitted under the laws and regulations of such place or where, in the view of the administrator or the Compensation Committee, compliance with applicable laws and regulations in such place makes it necessary or expedient to exclude such individual, is eligible to be offered or granted options and/or awards. For the avoidance of doubt, placing agents or financial advisors providing advisory services for fundraising, mergers or acquisitions, or professional service providers such as auditors or valuers who provide assurance or are required to perform their services with impartiality and objectivity may not participate in the 2021 Share Incentive Plan.

In assessing whether the Service Provider Participants provide services to our Group on a continuing and recurring basis, the Board or the Compensation Committee shall take into consideration the length and type of services provided and the recurrences and regularity of such services, and will benchmark such metrics against the performance of the employees, officers and directors of our Group to whom our Group provides equity incentives, while taking into account the purpose of the 2021 Share Incentive Plan and the objectives in engaging the Service Provider Participants. Our Company will also take into consideration the remuneration packages of comparable peers for similar service providers, based on available information in the industry.

The Board considers that the eligibility of Service Providers to participate in the 2021 Share Incentive Plan is consistent with the purpose of the 2021 Share Incentive Plan, which enables our Group to preserve its cash resources and use share incentives to encourage persons outside of our Group to contribute to our Group and align the mutual interests of each party, as both our Company and the Service Provider Participants, by holding on to equity incentives, will mutually benefit from the long term growth of our Group.

### *Number of Shares Available for Issue*

The total number of Shares which may be issued upon the exercise of all options and awards that may be granted pursuant to the 2021 Share Incentive Plan and any other share schemes of the Company in aggregate shall not exceed ten percent (10%) of the total number of Shares in issue immediately upon the Hong Kong Listing (the "**Scheme Mandate Limit**"), being 380,528,480 Shares. The total number of Shares which may be issued upon the exercise of all options and awards may be granted to Service Provider Participants pursuant to the 2021 Share Incentive Plan and any other share schemes of the Company in aggregate, is 38,052,848 Shares, being not more than one percent (1%) of the total number of Shares in issue immediately upon the Hong Kong Listing (the "**Service Provider Sublimit**").

## Other Information

As at January 1, 2025 and December 31, 2025, the numbers of options and awards available for grant under the Scheme Mandate Limit are 190,887,710 and 66,359,577, respectively, and that under the Service Provider Sublimit are both 38,052,848.

The total number of Shares available for issue under the 2021 Share Incentive Plan is 184,063,349 (considering those RSUs granted before the Hong Kong Listing, of which relevant Shares having not been issued), representing approximately 4.06% of the total issued Shares as of the Latest Practicable Date.

The number of Shares that may be issued in respect of awards granted under the 2021 Share Incentive Plan during the Reporting Period divided by the weighted average number of Shares in issue for the Reporting Period is 3.08%.

### *Maximum Entitlement of a Grantee*

Unless approved by the Shareholders, the total number of Shares issued and to be issued upon the vesting or exercise of the Awards granted and to be granted under the 2021 Share Incentive Plan and any other share schemes of the Company to each selected participant (including all vested, exercised and outstanding Awards but excluding any Award lapsed in accordance with the Plan) in any 12-month period shall not exceed 1% of the total number of Shares in issue (the “**Individual Limit**”). Any further grant of Awards to a selected participant which would result in the aggregate number of Shares issued and to be issued upon exercise of all Awards granted and to be granted to such selected participant (including all vested, exercised and outstanding Awards) in the 12 month period up to and including the date of such further grant exceeding the Individual Limit shall be subject to separate approval of the Shareholders (with such selected participant and his associates abstaining from voting).

### *Exercise Period of Share Options*

The share options may not be exercised until vested pursuant to the applicable award agreement. The authorized administrator shall determine the time or times at which a share option may be exercised in whole or in part, including exercise prior to vesting; provided that the term of any share option granted under the 2021 Share Incentive Plan shall not exceed ten (10) years from the date of grant. A share option shall lapse automatically (to the extent not already exercised or lapsed) on the expiry of such term. The authorized administrator shall also determine any conditions, if any, that must be satisfied before all or part of a share option may be exercised. Once vested, the vested portion of the share option may be exercised in whole or in any part, at any time, subject to the terms of the 2021 Share Incentive Plan and the award agreement.

## Other Information

### *Vesting Schedule*

The Awards (in form of restricted share units, share options or other type of shares or other types of awards or benefits authorized to be granted) to be issued to any participant under the 2021 Share Incentive Plan shall be subject to the vesting schedule as specified in the award agreement. The vesting period of any Award granted under the 2021 Share Incentive Plan should not be less than 12 months, unless a shorter vesting period is approved by the Board and the applicable requirements under Rule 17.03F of Chapter 17 of the Hong Kong Listing Rules are complied with. Specific circumstances where Awards may be granted with a shorter period include:

- (a) Grants of “make-whole” Awards to new joiners to replace the share Awards they forfeited when leaving the previous employer, where the shorter vesting period shall reflect the remainder of the vesting period on the forfeited Awards that was left to run;
- (b) Awards to a participant whose employment is terminated due to death or disability or occurrence of any out of control event where the vesting of Awards may accelerate;
- (c) Awards with performance-based vesting conditions in lieu of time-based vesting criteria;
- (d) Awards that are made in batches during a year for administrative and compliance reasons. This may include Awards that should have been granted earlier but had to wait for a subsequent batch, in order to reflect the time from which an Award would have been granted;
- (e) Awards that are granted based on commended performance of a participant during the past 12 months as appraised by the human resources department of the Company or the executives as designated by the Compensation Committee as justifiable to have receive additional Awards with shorter vesting period for retention purpose; and
- (f) Awards with a mixed or accelerated vesting schedule such as where the Awards may vest evenly over a period of 12 months.

## Other Information

### *Amount Payable on Application or Acceptance of the Option or Award*

No consideration is payable on acceptance of each grant of Award under the 2021 Share Incentive Plan, in form of restricted share units, share options or other type of shares or other types of awards or benefits authorized to be granted, and there is no period within which payments or calls must or may be made or loans for such purposes must be repaid.

### *Exercise Price and Purchase Price*

The Board or the authorized administrator determines the exercise price for each share option. In any event, the exercise price of the share option shall not be lower than the fair market value per share on the date of grant, which upon the Hong Kong Listing, shall not be less than the highest of (a) the closing price of the Shares or the per-Share closing price of ADSs on the date of grant as stated in the daily quotations sheet of the Stock Exchange or Nasdaq (as the case may be); or (b) the average closing price of the Shares or per-Share closing price of the ADSs as stated in the daily quotations sheet of the Stock Exchange or Nasdaq (as the case may be) for the five (5) business days immediately preceding the date of grant. For any share options in such circumstances, the date of the Board meeting for proposing such further grant shall be the date of grant of such share options for the purpose of calculating the exercise price of the share options.

The exercise or purchase price, if any, for an Award (other than share options) shall be determined by the administrator, and not less than the par value of a Share, unless otherwise permitted by applicable laws.

### *Remaining Life of the Scheme*

Unless otherwise terminated by the Board, the 2021 Share Incentive Plan shall continue in effect for a term of ten (10) years after the adoption date (i.e. November 15, 2021). As at the Latest Practicable Date, the remaining life of the 2021 Share Incentive Plan is approximately five years and seven months.

## Other Information

Details of the movement of the share options and RSUs granted to grantees who are Directors, chief executive or substantial shareholders, employees of the Company and other grantees under the 2013 Share Option Scheme, 2013 Share Award Scheme and 2021 Share Incentive Plan during the Reporting Period are as follows:

Name/Category	Date of grant	Number of Shares underlying the share options						Outstanding as at December 31, 2025	Vesting period	Expiry date <sup>(ii)</sup>	Exercise price per Share (US\$)	Weighted average closing price per Share immediately before exercised (US\$)
		Outstanding as at January 1, 2025	Granted during the Reporting Period	Lapsed during Reporting Period	Cancelled during the Reporting Period	Exercised during the Reporting Period <sup>(i)</sup>						
<b>Director and Senior Management</b>												
Liu Tao	February 15, 2016	1,800,000	0	0	0	1,800,000	0	5 years	February 15, 2026	0.07422	0.90	
Tian Kaiyan	April 15, 2018	1,200,000	0	0	0	0	1,200,000	5 years	April 15, 2028	0.07422	0	
He Haijian (a former Director resigned in June 2025)	March 5, 2021	15,482	0	0	0	15,482	0	Vesting upon grant	March 5, 2031	0.07422	1.05	
<b>Other employees</b>												
Grantees	From April 16, 2015 to July 15, 2022	17,402,956	0	106,830	0	4,024,948	13,271,178	Vesting between date of grant and 5 years thereupon	From November 20, 2023 to July 15, 2032	0.07422	0.96	

### Notes:

- (i) No share option was granted during the Reporting Period.
- (ii) Share options may be exercised upon vesting and before the expiry date.

## Other Information

Name/Category	Date of grant	Number of Shares underlying the RSUs							Vesting period	Purchase price per Share (US\$)	Weighted average closing price per Share immediately before exercised (US\$)
		Outstanding as at January 1, 2025	Granted during the Reporting Period	Lapsed during Reporting Period	Cancelled during the Reporting Period	Exercised during the Reporting Period	Outstanding as at December 31, 2025				
<b>Director and Senior Management</b>											
Liu Tao	May 23, 2019 and December 5, 2019	1,600,000	0	0	0	0	1,600,000	5 years	0-0.86978	0	
	March 20, 2025	0	512,233	0	0	0	512,233	Vesting upon grant	0.01	0	
Tian Kaiyan	December 5, 2019	320,000	0	0	0	0	320,000	5 years	0-0.86978	0	
	March 22, 2024	107,893	0	0	0	0	107,893	Vesting upon grant	0.01	0	
	March 20, 2025	0	162,614	0	0	0	162,614	Vesting upon grant	0.01	0	
He Haijian (a former Director resigned in June 2025)	February 8, 2020, June 15, 2020 and December 8, 2022	3,380,005	0	0	0	1,965,540	1,414,465	2-5 years	0-0.86978	0.99	
	March 22, 2024	251,613	0	0	0	251,613	0	Vesting upon grant	0.01	0.81	
	March 20, 2025	0	33,878	0	0	33,878	0	Vesting upon grant	0.01	1.05	
<b>Other employees</b>											
Grantees (under 2013 Share Award Scheme)	From December 5, 2019 to July 15, 2022	12,052,477	0	321,195	0	3,735,645	7,995,637	5 years	0-0.86978	0.90	
Grantees (under 2021 Share Incentive Scheme)	From January 24, 2022 to December 13, 2022	36,234,575	0	1,949,967	0	8,420,824	25,863,784	5 years	0.0001-0.01	0.90	
Grantees (under 2021 Share Award Scheme)	April 21, 2023	1,487,809	0	0	0	221,592	1,266,217	Vesting between date of grant and 5 years thereupon	0.01	0.90	
Grantees (under 2021 Share Incentive Scheme)	July 17, 2023	8,159,077	0	935,522	0	926,768	6,296,787	1-5 years	0.01	0.90	
Grantees (under 2021 Share Incentive Scheme)	December 13, 2023	69,020,567	0	72,699	0	26,016,548	42,931,320	Vesting between date of grant and 5 years thereupon	0.01	0.90	

## Other Information

Name/Category	Date of grant	Number of Shares underlying the RSUs						Outstanding as at December 31, 2025	Vesting period	Purchase price per Share (US\$)	Weighted average closing price per Share immediately before exercised (US\$)
		Outstanding as at January 1, 2025	Granted during the Reporting Period	Lapsed during Reporting Period	Cancelled during the Reporting Period	Exercised during the Reporting Period	Outstanding as at December 31, 2025				
Grantees (under 2021 Share Incentive Scheme)	January 19, 2024	2,474,375	0	109,408	0	136,013	2,228,954	Vesting between the first to the fifth anniversary of the respective vesting commencement dates	0.01	0.90	
Grantees (under 2021 Share Incentive Scheme)	March 22, 2024	5,360,464	0	0	0	1,556,990	3,803,474	Vesting between date of grant and 5 years thereupon	0.01	0.90	
Grantees (under 2021 Share Incentive Scheme)	June 3, 2024	2,748,346	0	0	0	1,288,882	1,459,464	Vesting between the first to the fifth anniversary of the respective vesting commencement dates	0.01	0.90	
Grantee (under 2021 Share Incentive Scheme)	November 26, 2024	662,007	0	0	0	662,007	0	Vesting upon grant	0.01	0.90	
Grantee (under 2021 Share Incentive Scheme)	January 24, 2025	0	97,075,903	1,065,490	0	10,569,769	85,440,644	Vesting between the first to the fifth anniversary of the respective vesting commencement dates	0.01	0.90	
Grantee (under 2021 Share Incentive Scheme)	March 20, 2025	0	4,523,686	0	0	3,065,797	1,457,889	Vesting upon grant	0.01	0.90	
Grantee (under 2021 Share Incentive Scheme)	June 27, 2025	0	4,983,520	653,221	0	8,788	4,321,511	Vesting between the first to the fifth anniversary of the respective vesting commencement dates	0.01	0.90	

## Other Information

Name/Category	Date of grant	Number of Shares underlying the RSUs							Vesting period	Purchase price per Share (US\$)	Weighted average closing price per Share immediately before exercised (US\$)
		Outstanding as at January 1, 2025	Granted during the Reporting Period	Lapsed during Reporting Period	Cancelled during the Reporting Period	Exercised during the Reporting Period	Outstanding as at December 31, 2025				
Grantee (under 2021 Share Incentive Scheme)	October 16, 2025	0	16,205,511	5,301	0	965,811	15,234,399	Vesting between the first to the third anniversary of the respective vesting commencement dates	0.01	0.90	
Grantee (under 2021 Share Incentive Scheme)	December 18, 2025	0	4,402,557	10,692	0	0	4,391,865	Vesting between the grant date to the fifth anniversary of the respective vesting commencement dates	0.01	0	

### Notes:

- (i) The closing prices of Shares traded on the Stock Exchange and ADSs traded on Nasdaq on January 23, 2025, being the business day immediately before January 24, 2025, were HK\$5.02 per Share and US\$9.54 per ADS, respectively. Fair value of RSUs granted on January 24, 2025, as at the date of grant, was US\$0.71 per RSU. For the relevant accounting standard and policy adopted, please refer to Note 15 the consolidated financial statements.
- (ii) The closing prices of Shares traded on the Stock Exchange and ADSs traded on Nasdaq on March 19, 2025, being the business day immediately before March 20, 2025, were HK\$9.45 per Share and US\$18.44 per ADS, respectively. Fair value of RSUs granted on March 20, 2025, as at the date of grant, was US\$1.09 per RSU. For the relevant accounting standard and policy adopted, please refer to Note 15 the consolidated financial statements.
- (iii) The closing prices of Shares traded on the Stock Exchange and ADSs traded on Nasdaq on June 26, 2025, being the business day immediately before June 27, 2025, were HK\$6.71 per Share and US\$12.96 per ADS, respectively. Fair value of RSUs granted on June 27, 2025, as at the date of grant, was US\$0.83 per RSU. For the relevant accounting standard and policy adopted, please refer to Note 15 the consolidated financial statements.
- (iv) The closing prices of Shares traded on the Stock Exchange and ADSs traded on Nasdaq on October 15, 2025, being the business day immediately before October 16, 2025, were HK\$6.95 per Share and US\$13.23 per ADS, respectively. Fair value of RSUs granted on October 16, 2025, as at the date of grant, was US\$0.85 per RSU. For the relevant accounting standard and policy adopted, please refer to Note 15 to the consolidated financial statements.

## Other Information

- (v) The closing prices of Shares traded on the Stock Exchange and ADSs traded on Nasdaq on December 17, 2025, being the business day immediately before December 18, 2025, were HK\$5.9 per Share and US\$10.93 per ADS, respectively. Fair value of RSUs granted on December 18, 2025, as at the date of grant, was US\$0.72 per RSU. For the relevant accounting standard and policy adopted, please refer to Note 15 to the consolidated financial statements.
- (vi) For more vesting period related details, please refer to the announcements of the Company dated April 22, July 18, and December 13, 2023, January 22, March 22, June 3, and November 26, 2024 and January 24, March 20, and June 27, October 17 and December 18, 2025.
- (vii) All of the grant of RSUs granted during the Reporting Period were made without any performance targets.
- (viii) Unless otherwise approved in accordance with the relevant scheme rules, RSUs mentioned above may be exercised upon vesting to 30 days after relevant grantees ceasing to be an eligible participant.

### PURCHASE, SALE OR REDEMPTION OF THE COMPANY'S LISTED SECURITIES

During the Reporting Period, neither the Company nor any of its subsidiaries has purchased, sold or redeemed any of the Company's listed securities (including sale of treasury shares (as defined under the Hong Kong Listing Rules)).

As of December 31, 2025, there were no treasury Shares (as defined under the Hong Kong Listing Rules) held by the Company.

### CHANGE IN INFORMATION OF DIRECTORS AND CHIEF EXECUTIVE

Details of changes in Directors during the Reporting Period and up to the Latest Practicable Date are set out below:

Name	Position	Details of Change	Reason of Change
Mr. Zhang Duo	Non-executive Director	Appointed on June 9, 2025	–
Mr. Feng Honghua	Non-executive Director	Resigned on June 9, 2025	Other business commitments which require more of his attention and dedication
Mr. He Haijian	Executive Director	Resigned on June 30, 2025	Other personal commitments
Mr. Lei Jun	Non-executive Director	Resigned on March 25, 2026	Other business commitments
Mr. Qu Heng	Non-executive Director	Appointed on March 25, 2026	–

Save as disclosed above, there has been no change to the information of the Directors and chief executive of the Company which is required to be disclosed pursuant to paragraphs (a) to (e) and (g) under Rule 13.51(2) and Rule 13.51B(1) of the Hong Kong Listing Rules.

## Other Information

### ISSUE OF ADSs AND SHARES

#### (I) Offering and Option

On April 16, 2025 (after trading hours), the Company and the Underwriters entered into the Underwriting Agreement, pursuant to which, (i) the Company has allotted and issued 17,300,000 Firm ADSs at US\$11.27 per ADS (with the aggregate nominal value of US\$259,500) on April 17, 2025, (ii) the Company has allotted and issued 18,000,000 Offer Shares at HK\$5.83 per Share (with the aggregate nominal value of US\$18,000) on April 25, 2025, and (iii) the Company has allotted and issued 2,775,000 Additional ADSs at US\$11.27 per ADS (with the aggregate nominal value of US\$41,625) on April 28, 2025.

The Firm ADSs, Offer Shares and Additional ADSs have been placed to not fewer than six placees. To the best of the knowledge, information and belief of the Directors and the Underwriters, the placees and the ultimate beneficial owners of the placees are independent third parties of the Group.

#### (II) Subscription

On April 16, 2025 (after trading hours), the Company and Kingsoft Corporation entered into the Subscription Agreement, pursuant to which the Company has allotted and issued 69,375,000 new Shares at HK\$5.83 per Subscription Share (with the aggregate nominal value of US\$69,375) to Kingsoft Corporation on June 17, 2025.

Kingsoft Corporation is the controlling Shareholder and a connected person of the Company. The Subscription has been approved by Shareholders at the AGM.

#### (III) Placing

On September 23, 2025 (after trading hours), the Company and the Placing Agent entered into the Placing Agreement, pursuant to which, the Company has allotted and issued 338,000,000 new Shares at HK\$8.29 per Placing Share (with the aggregate nominal value of US\$338,000) on October 2, 2025.

The Placing Shares have been placed to not fewer than six placees. To the best of the knowledge, information and belief of the Directors and the Underwriters, the placees and the ultimate beneficial owners of the placees are independent third parties of the Group.

The reasons for making the above ADS issue and Share issue are to further enlarge the Shareholders' equity base of the Company, support the healthy and sustainable development of the Company, and optimize the capital structure of the Company.

The closing price of Shares quoted on the Hong Kong Stock Exchange on April 16, 2025, being the date on which the terms of Underwriting Agreement and Subscription Agreement were fixed, was HK\$6.39 per Share. The net price of the underlying Shares issued under the Offering, the Option and the Subscription is approximately US\$0.72 per Share.

The closing price of Shares quoted on the Hong Kong Stock Exchange on September 23, 2025, being the date on which the terms of the Placing Agreement were fixed, was HK\$9.09 per Share. The net price of the underlying Shares issued under the Placing is approximately HK\$8.17 per Share.

## Other Information

For further details of the Offering, the Option, the Subscription and the Placing, please refer to the announcements of the Company dated April 17, April 25, June 17, September 23, September 24, and October 2, 2025, the AGM Circular and the section headed “Use of proceeds” in this annual report.

### USE OF PROCEEDS

#### (I) Offering, Option and Subscription

Upon the completion of the Offering, Option and the Subscription, the Company has allotted and issued 17,300,000 Firm ADSs, 18,000,000 Offer Shares and 2,775,000 Additional ADSs to places under the 2024 General Mandate and 69,375,000 new Shares to Kingsoft Corporation under the Specific Mandate. The aggregate net proceeds from the Offering, Option and the Subscription (after deducting all fees, costs and expenses properly incurred thereof) amount to approximately US\$278,986,066.

As of the date of this annual report, there had been no change in the intended use of net proceeds from the Offering, Option and Subscription as previously disclosed in the AGM Circular.

The table below sets out the planned allocations of the net proceeds and actual usage up to December 31, 2025:

Intended use of net proceeds	Net proceeds from the Offering, Option and Subscription (US\$)	Percentage of net proceeds as stated in the AGM Circular	Utilized net proceeds during the Reporting Period (US\$)	Net proceeds unutilized as of December 31, 2025 (US\$)	Expected timeline of full utilization of the net proceeds <sup>Note</sup>
For investments in upgrading and expanding infrastructure	167,391,640	60%	110,553,541	56,838,099	By December 31, 2026
For investments in technology and product development	69,746,517	25%	37,347,018	32,399,499	By December 31, 2026
For general corporate and working capital purposes	41,847,909	15%	0	41,847,909	By December 31, 2026
<b>Total</b>	<b>278,986,066</b>	<b>100%</b>	<b>147,900,559</b>	<b>131,085,507</b>	

*Note:* The expected timeline is based on the best estimation made by the Group on future market condition and may change with the current market condition and future development.

The Company intends to utilize the net proceeds from the Offering, Option and the Subscription in accordance with the intended use.

## Other Information

### (II) Placing

Upon the completion of the Placing, the Company has allotted and issued 338,000,000 Placing Shares to places under the 2025 General Mandate. The aggregate net proceeds from the Placing (after deducting all fees, costs and expenses properly incurred thereof) amount to approximately HK\$2,759,989,700.

As of the date of this annual report, there had been no change in the intended use of net proceeds from the Placing as previously disclosed in the announcement dated September 24, 2025.

The table below sets out the planned allocations of the net proceeds and actual usage up to December 31, 2025:

Intended use of net proceeds	Net proceeds from the Placing (HK\$)	Percentage of net proceeds as stated in the announcement dated September 24, 2025	Utilized net proceeds during the Reporting Period (HK\$)	Net proceeds unutilized as of December 31, 2025 (HK\$)	Expected timeline of full utilization of the net proceeds <sup>Note</sup>
For investments in supporting our AI business, including expand infrastructure and enhance cloud service capabilities	2,207,991,760	80%	0	2,207,991,760	By December 31, 2028
For investments in replenishing working capital and other corporate purposes	551,997,940	20%	0	551,997,940	By December 31, 2028
<b>Total</b>	<b>2,759,989,700</b>	<b>100%</b>	<b>0</b>	<b>2,759,989,700</b>	

*Note:* The expected timeline is based on the best estimation made by the Group on future market condition and may change with the current market condition and future development.

The Company intends to utilize the net proceeds from Placing in accordance with the intended use.

## Other Information

### RECONCILIATION BETWEEN U.S. GAAP AND INTERNATIONAL FINANCIAL REPORTING STANDARDS (IFRSs)

The consolidated financial statements for the year ended December 31, 2025 is prepared under U.S. GAAP, and the differences between U.S. GAAP and IFRSs has been disclosed in the Note 27 to such consolidated financial statements.

### MATERIAL LITIGATION

The Company was not involved in any material litigation or arbitration during the year ended December 31, 2025. The Directors are also not aware of any material litigation or claims that are pending or threatened against the Company from January 1, 2025 to December 31, 2025.

### EVENTS AFTER THE PERIOD

On March 3, 2026 (after trading hours), Shenzhen Xunlei Network Technology Co., Ltd. (“**Xunlei**”) entered into an equity transfer agreement with Wuhan Kingsoft Cloud Information Technology Co., Ltd. (“**Wuhan Kingsoft Cloud**”, a subsidiary of the Company) and Shenzhen Xinghan Zhilian Technology Co., Ltd. (“**Xinghan Zhilian**”), pursuant to which Xunlei will (1) transfer 20% of the equity interest it held in the Shenzhen One Thing Technologies Co., Ltd. (the “**Target Company**”) to Wuhan Kingsoft Cloud at a consideration of RMB50 million (inclusive of tax); and (2) transfer 30% of the equity interest it held in the Target Company to Xinghan Zhilian at a consideration of RMB75 million (inclusive of tax). For details, please refer to the announcement of the Company dated March 3, 2026.

Save as disclosed above, the Group has no significant events occurred after December 31, 2025 and up to the Latest Practicable Date, which require additional disclosures or adjustments.

### APPROVAL OF ANNUAL REPORT

The annual report and the audited consolidated results of the Group for the year ended December 31, 2025 were approved and authorized for issue by the Board and the Audit Committee on April 23, 2026.

### SAFE HARBOR STATEMENT

This annual report contains forward-looking statements. These statements are made under the “safe harbor” provisions of the U.S. Private Securities Litigation Reform Act of 1995. Statements that are not historical facts, including statements about the Company’s beliefs, and expectations, are forward-looking statements. Forward-looking statements involve inherent risks and uncertainties, and a number of factors could cause actual results to differ materially from those contained in any forward-looking statement. In some cases, forward-looking statements can be identified by words or phrases such as “may”, “will”, “expect”, “anticipate”, “target”, “aim”, “estimate”, “intend”, “plan”, “believe”, “potential”, “continue”, “is/are likely to” or other similar expressions. Further information regarding these and other risks, uncertainties or factors is included in the Company’s filings with the United States Securities and Exchange Commission. The forward-looking statements included in this annual report are only made as of the Latest Practicable Date, and the Company disclaims any obligation to publicly update any forward-looking statement to reflect subsequent events or circumstances, except as required by law. All forward-looking statements should be evaluated with the understanding of their inherent uncertainty.

# Independent Auditor's Report



Ernst & Young  
27/F, One Taikoo Place  
979 King's Road  
Quarry Bay, Hong Kong

安永會計師事務所  
香港鰂魚涌英皇道979號  
太古坊一座27樓

Tel 電話: +852 2846 9888  
Fax 傳真: +852 2868 4432  
ey.com

**To the shareholders of Kingsoft Cloud Holdings Limited**  
(Incorporated in the Cayman Islands with limited liability)

## OPINION

We have audited the consolidated financial statements of Kingsoft Cloud Holdings Limited (the “Company”) and its subsidiaries (the “Group”) set out on pages 90 to 165, which comprise the consolidated balance sheet as at December 31, 2025, and the consolidated statement of comprehensive loss, the consolidated statement of changes in shareholders’ equity and the consolidated statement of cash flows for the year then ended, and notes to the consolidated financial statements, including a summary of significant accounting policies.

In our opinion, the consolidated financial statements give a true and fair view of the consolidated financial position of the Group as at December 31, 2025, and of its consolidated financial performance and its consolidated cash flows for the year then ended in accordance with U.S. generally accepted accounting principles (“U.S. GAAP”) and have been properly prepared in compliance with the disclosure requirements of the Hong Kong Companies Ordinance.

## BASIS FOR OPINION

We conducted our audit in accordance with Hong Kong Standards on Auditing (“HKSA”) as issued by the Hong Kong Institute of Certified Public Accountants (the “HKICPA”). Our responsibilities under those standards are further described in the *Auditor’s responsibilities for the audit of the consolidated financial statements* section of our report. We are independent of the Group in accordance with the HKICPA’s *Code of Ethics for Professional Accountants* (the “Code”), as applicable to audits of financial statements of public interest entities. We have also fulfilled our other ethical responsibilities in accordance with the Code. We believe that the audit evidence we have obtained is sufficient and appropriate to provide a basis for our opinion.

## KEY AUDIT MATTERS

Key audit matters are those matters that, in our professional judgement, were of most significance in our audit of the consolidated financial statements of the current period. These matters were addressed in the context of our audit of the consolidated financial statements as a whole, and in forming our opinion thereon, and we do not provide a separate opinion on these matters. For each matter below, our description of how our audit addressed the matter is provided in that context.

We have fulfilled the responsibilities described in the *Auditor’s responsibilities for the audit of the consolidated financial statements* section of our report, including in relation to these matters. Accordingly, our audit included the performance of procedures designed to respond to our assessment of the risks of material misstatement of the consolidated financial statements. The results of our audit procedures, including the procedures performed to address the matters below, provide the basis for our audit opinion on the accompanying consolidated financial statements.

## Independent Auditor's Report

### KEY AUDIT MATTERS (Continued)

Key audit matters	How our audit addressed the key audit matter
<b><i>Impairment of Long-Lived Assets</i></b>	
<p>As described in Notes 2 and 7 to the consolidated financial statements, the Company evaluates long-lived assets for impairment whenever events or changes in circumstances indicate that the carrying amount of long-lived assets in an asset group may not be fully recoverable. If impairment indicators are present, the Company evaluates the recoverability of long-lived assets in an asset group by comparing the carrying amount of the assets to the future undiscounted cash flows expected to result from the use of the assets and their eventual disposition. As a result of the impairment assessment, no impairment losses were recognized for the Company's long-lived assets during the year ended December 31, 2025.</p> <p>Auditing management's impairment assessment of long-lived assets required subjective auditor judgment due to the estimation uncertainty in determining the future undiscounted cash flows of the asset group for which impairment indicators are identified. Significant assumptions used included revenue growth rates for the public cloud service revenue and bandwidth and internet data center costs ("IDC costs"). These significant assumptions are forward looking and could be affected by future economic and market conditions.</p>	<p>We obtained an understanding, evaluated the design and tested the operating effectiveness of controls over the Company's long-lived asset impairment assessment process. For example, we tested the controls over management's review of the significant assumptions described above used to develop the undiscounted cash flow projections.</p> <p>To test the Company's impairment assessment of the long-lived assets, we performed audit procedures that included, among others, evaluating the significant assumptions described above and testing the completeness and accuracy of the underlying data used. We compared the revenue growth rates for public cloud service revenue and IDC costs used by management to the Company's historical results, and considered current industry, market and economic trends and other relevant external data. We also performed sensitivity analyses of the significant assumptions discussed above to evaluate the changes in the future undiscounted cash flows of the asset group resulting from changes in the assumptions.</p>

## Independent Auditor's Report

### KEY AUDIT MATTERS (Continued)

Key audit matters	How our audit addressed the key audit matter
<b><i>Impairment Assessment of Cloud Service and Solutions Reporting Unit's Goodwill</i></b>	
<p>As of December 31, 2025, the Company's goodwill allocated to cloud service and solutions reporting unit was RMB3,650,504 thousands (US\$522,015 thousands). As described in Notes 2 and 9 to the consolidated financial statements, the Company tested goodwill for impairment at the reporting unit level at least annually and more frequently upon the occurrence of certain events. The Company performed quantitative assessment for the goodwill allocated to cloud service and solutions reporting unit. As a result of the impairment assessment, no impairment losses were recognized for the Company's goodwill allocated to cloud service and solutions reporting unit during the year ended December 31, 2025.</p> <p>Auditing management's impairment assessment of goodwill required subjective auditor's judgment due to the estimation uncertainty in determining the fair value of the reporting unit. Significant assumptions used included revenue growth rates for public cloud service revenue, IDC costs and discount rate. These significant assumptions are forward looking and could be affected by future economic and market conditions.</p>	<p>We obtained an understanding, evaluated the design and tested the operating effectiveness of controls over the Company's impairment assessment process of goodwill. For example, we tested the controls over management's review of the significant assumptions described above used to determine the fair value of the reporting unit.</p> <p>To test the Company's impairment assessment of goodwill, we performed audit procedures that included, among others, evaluating the significant assumptions described above and testing the completeness and accuracy of the underlying data used. We compared the revenue growth rates for public cloud service revenue and IDC costs used by management to the Company's historical results, and considered current industry, market and economic trends and other relevant external data. We involved our specialist to assist in the evaluation of discount rate used in the assessment. We also performed sensitivity analyses of the significant assumptions discussed above to evaluate the changes in the fair value of the reporting unit resulting from changes in the assumptions.</p>

## Independent Auditor's Report

### OTHER INFORMATION INCLUDED IN THE ANNUAL REPORT

The directors of the Company are responsible for the other information. The other information comprises the information included in the Annual Report, other than the consolidated financial statements and our auditor's report thereon.

Our opinion on the consolidated financial statements does not cover the other information and we do not express any form of assurance conclusion thereon.

In connection with our audit of the consolidated financial statements, our responsibility is to read the other information and, in doing so, consider whether the other information is materially inconsistent with the consolidated financial statements or our knowledge obtained in the audit or otherwise appears to be materially misstated. If, based on the work we have performed, we conclude that there is a material misstatement of this other information, we are required to report that fact. We have nothing to report in this regard.

### RESPONSIBILITIES OF THE DIRECTORS FOR THE CONSOLIDATED FINANCIAL STATEMENTS

The directors of the Company are responsible for the preparation of the consolidated financial statements that give a true and fair view in accordance with U.S. GAAP and the disclosure requirements of the Hong Kong Companies Ordinance, and for such internal control as the directors determine is necessary to enable the preparation of consolidated financial statements that are free from material misstatement, whether due to fraud or error.

In preparing the consolidated financial statements, the directors of the Company are responsible for assessing the Group's ability to continue as a going concern, disclosing, as applicable, matters related to going concern and using the going concern basis of accounting unless the directors of the Company either intend to liquidate the Group or to cease operations or have no realistic alternative but to do so.

The directors of the Company are assisted by the Audit Committee in discharging their responsibilities for overseeing the Group's financial reporting process.

### AUDITOR'S RESPONSIBILITIES FOR THE AUDIT OF THE CONSOLIDATED FINANCIAL STATEMENTS

Our objectives are to obtain reasonable assurance about whether the consolidated financial statements as a whole are free from material misstatement, whether due to fraud or error, and to issue an auditor's report that includes our opinion. Our report is made solely to you, as a body, and for no other purpose. We do not assume responsibility towards or accept liability to any other person for the contents of this report.

## Independent Auditor's Report

### AUDITOR'S RESPONSIBILITIES FOR THE AUDIT OF THE CONSOLIDATED FINANCIAL STATEMENTS (Continued)

Reasonable assurance is a high level of assurance, but is not a guarantee that an audit conducted in accordance with HKSA's will always detect a material misstatement when it exists. Misstatements can arise from fraud or error and are considered material if, individually or in the aggregate, they could reasonably be expected to influence the economic decisions of users taken on the basis of these consolidated financial statements.

As part of an audit in accordance with HKSA's, we exercise professional judgement and maintain professional scepticism throughout the audit. We also:

- Identify and assess the risks of material misstatement of the consolidated financial statements, whether due to fraud or error, design and perform audit procedures responsive to those risks, and obtain audit evidence that is sufficient and appropriate to provide a basis for our opinion. The risk of not detecting a material misstatement resulting from fraud is higher than for one resulting from error, as fraud may involve collusion, forgery, intentional omissions, misrepresentations, or the override of internal control.
- Obtain an understanding of internal control relevant to the audit in order to design audit procedures that are appropriate in the circumstances, but not for the purpose of expressing an opinion on the effectiveness of the Group's internal control.
- Evaluate the appropriateness of accounting policies used and the reasonableness of accounting estimates and related disclosures made by the directors.
- Conclude on the appropriateness of the directors' use of the going concern basis of accounting and, based on the audit evidence obtained, whether a material uncertainty exists related to events or conditions that may cast significant doubt on the Group's ability to continue as a going concern. If we conclude that a material uncertainty exists, we are required to draw attention in our auditor's report to the related disclosures in the consolidated financial statements or, if such disclosures are inadequate, to modify our opinion. Our conclusions are based on the audit evidence obtained up to the date of our auditor's report. However, future events or conditions may cause the Group to cease to continue as a going concern.
- Evaluate the overall presentation, structure and content of the consolidated financial statements, including the disclosures, and whether the consolidated financial statements represent the underlying transactions and events in a manner that achieves fair presentation.
- Plan and perform the group audit to obtain sufficient appropriate audit evidence regarding the financial information of the entities or business units within the Group as a basis for forming an opinion on the consolidated financial statements. We are responsible for the direction, supervision and review of the audit work performed for purpose of the group audit. We remain solely responsible for our audit opinion.

We communicate with the Audit Committee regarding, among other matters, the planned scope and timing of the audit and significant audit findings, including any significant deficiencies in internal control that we identify during our audit.

## Independent Auditor's Report

### AUDITOR'S RESPONSIBILITIES FOR THE AUDIT OF THE CONSOLIDATED FINANCIAL STATEMENTS (Continued)

We also provide the Audit Committee with a statement that we have complied with relevant ethical requirements regarding independence and to communicate with them all relationships and other matters that may reasonably be thought to bear on our independence, and where applicable, actions taken to eliminate threats or safeguards applied.

From the matters communicated with the Audit Committee, we determine those matters that were of most significance in the audit of the consolidated financial statements of the current period and are therefore the key audit matters. We describe these matters in our auditor's report unless law or regulation precludes public disclosure about the matter or when, in extremely rare circumstances, we determine that a matter should not be communicated in our report because the adverse consequences of doing so would reasonably be expected to outweigh the public interest benefits of such communication.

The engagement partner on the audit resulting in this independent auditor's report is Wong Kwok Yin (practising certificate number: P05403).

#### **Ernst & Young**

*Certified Public Accountants*

Hong Kong

April 23, 2026

## Consolidated Balance Sheets

(Amounts in thousands of Renminbi (“RMB”) and U.S. dollars (“US\$”), except for number of shares and per share data)

	Notes	As of December 31		
		2024 RMB	2025 RMB	2025 US\$
<b>ASSETS</b>				
<b>Current assets:</b>				
Cash and cash equivalents		2,648,764	6,018,043	860,569
Restricted cash		81,337	99,194	14,185
Accounts receivable, net of allowance for credit losses of RMB57,612 and RMB99,422 (US\$14,217) as of December 31, 2024 and 2025, respectively	5	1,468,663	1,740,472	248,884
Short-term investments	2	90,422	–	–
Prepayments and other assets	6	2,233,074	2,592,314	370,695
Amounts due from related parties	19	318,526	573,396	81,995
<b>Total current assets</b>		<b>6,840,786</b>	<b>11,023,419</b>	<b>1,576,328</b>
<b>Non-current assets:</b>				
Property and equipment, net	7	4,630,052	10,094,870	1,443,547
Intangible assets, net	8	694,880	532,769	76,185
Goodwill	9	4,605,724	4,605,724	658,610
Prepayments and other assets	6	449,983	139,836	19,996
Equity investments	2	234,182	234,166	33,485
Operating lease right-of-use assets	10	137,047	98,405	14,072
<b>Total non-current assets</b>		<b>10,751,868</b>	<b>15,705,770</b>	<b>2,245,895</b>
<b>Total assets</b>		<b>17,592,654</b>	<b>26,729,189</b>	<b>3,822,223</b>
<b>LIABILITIES, NON-CONTROLLING INTEREST, AND SHAREHOLDERS' EQUITY</b>				
<b>Current liabilities:</b>				
Accounts payable (including accounts payable of the consolidated VIEs and their subsidiaries without recourse to the primary beneficiary of RMB1,710,737 and RMB1,817,085 (US\$259,840) as of December 31, 2024 and 2025, respectively)	11	1,877,004	2,014,453	288,063
Accrued expenses and other current liabilities (including accrued expenses and other current liabilities of the consolidated VIEs and their subsidiaries without recourse to the primary beneficiary of RMB1,490,594 and RMB1,986,957 (US\$284,131) as of December 31, 2024 and 2025, respectively)	10, 12	3,341,990	3,222,429	460,801
Short-term borrowings (including short-term borrowings of the consolidated VIEs and their subsidiaries without recourse to the primary beneficiary of RMB2,166,265 and RMB3,307,636 (US\$472,986) as of December 31, 2024 and 2025, respectively)	13	2,225,765	3,348,279	478,798

## Consolidated Balance Sheets

(Amounts in thousands of Renminbi (“RMB”) and U.S. dollars (“US\$”), except for number of shares and per share data)

	Notes	As of December 31		
		2024 RMB	2025 RMB	2025 US\$
Income tax payable (including income tax payable of the consolidated VIEs and their subsidiaries without recourse to the primary beneficiary of RMB nil and RMB nil (US\$ nil) as of December 31, 2024 and 2025, respectively)	14	69,219	73,310	10,483
Amounts due to related parties (including amounts due to related parties of the consolidated VIEs and their subsidiaries without recourse to the primary beneficiary of RMB1,504,654 and RMB691,860 (US\$98,935) as of December 31, 2024 and 2025, respectively)	13, 19	1,584,199	721,932	103,235
Current operating lease liabilities (including current operating lease liabilities of the consolidated VIEs and their subsidiaries without recourse to the primary beneficiary of RMB40,329 and RMB19,945 (US\$2,852) as of December 31, 2024 and 2025, respectively)	10	61,258	40,941	5,854
<b>Total current liabilities</b>		<u>9,159,435</u>	<u>9,421,344</u>	<u>1,347,234</u>
<b>Non-current liabilities:</b>				
Long-term borrowings (including long-term borrowings of the consolidated VIEs and their subsidiaries without recourse to the primary beneficiary of RMB1,660,584 and RMB3,023,538 (US\$432,360) as of December 31, 2024 and 2025, respectively)	13	1,660,584	3,023,538	432,360
Amounts due to related parties (including amounts due to related parties of the consolidated VIEs and their subsidiaries without recourse to the primary beneficiary of RMB309,612 and RMB2,212,325 (US\$316,358) as of December 31, 2024 and 2025, respectively)	13, 19	309,612	2,212,325	316,358
Deferred tax liabilities (including deferred tax liabilities of the consolidated VIEs and their subsidiaries without recourse to the primary beneficiary of RMB nil and RMB nil (US\$ nil) as of December 31, 2024 and 2025, respectively)	14	101,677	61,914	8,854
Other liabilities (including other liabilities of the consolidated VIEs and their subsidiaries without recourse to the primary beneficiary of RMB721,082 and RMB2,570,487 (US\$367,575) as of December 31, 2024 and 2025, respectively)	10, 12	790,271	2,645,895	378,359

## Consolidated Balance Sheets

(Amounts in thousands of Renminbi (“RMB”) and U.S. dollars (“US\$”), except for number of shares and per share data)

	Notes	As of December 31		
		2024 RMB	2025 RMB	2025 US\$
Non-current operating lease liabilities (including non-current operating lease liabilities of the consolidated VIEs and their subsidiaries without recourse to the primary beneficiary of RMB49,352 and RMB44,602 (US\$6,378) as of December 31, 2024 and 2025, respectively)	10	65,755	51,139	7,313
<b>Total non-current liabilities</b>		2,927,899	7,994,811	1,143,244
<b>Total liabilities</b>		12,087,334	17,416,155	2,490,478
<b>Commitments and contingencies</b>	20			
<b>Shareholders' equity:</b>				
Ordinary shares (par value of US\$0.001 per share; 40,000,000,000 shares authorized, 3,805,284,801 and 4,531,784,801 shares issued, 3,687,690,772 and 4,479,857,667 shares outstanding as of December 31, 2024 and 2025, respectively)	18	25,689	30,888	4,417
Treasury shares		(105,478)	(31,068)	(4,443)
Additional paid-in capital		18,940,885	24,073,006	3,442,394
Statutory reserves funds		32,001	51,661	7,387
Accumulated deficit		(14,291,957)	(15,247,868)	(2,180,416)
Accumulated other comprehensive income	21	566,900	440,407	62,977
<b>Total Kingsoft Cloud Holdings Limited shareholders' equity</b>		5,168,040	9,317,026	1,332,316
Non-controlling interests		337,280	(3,992)	(571)
<b>Total equity</b>		5,505,320	9,313,034	1,331,745
<b>Total liabilities, non-controlling interests and shareholders' equity</b>		17,592,654	26,729,189	3,822,223

The accompanying notes are an integral part of the consolidated financial statements.

# Consolidated Statements of Comprehensive Loss

(Amounts in thousands of Renminbi (“RMB”) and U.S. dollars (“US\$”),  
except for number of shares and per share data)

	Notes	For the year ended December 31			
		2023 RMB	2024 RMB	2025 RMB	2025 US\$
<b>Revenues:</b>	4, 19				
Public cloud services (including related party amounts of RMB981,049, RMB1,373,253 and RMB2,217,161 (US\$317,049) for the years ended December 31, 2023, 2024 and 2025, respectively)		4,381,741	5,007,251	6,633,492	948,577
Enterprise cloud services (including related party amounts of RMB125,857, RMB197,859 and RMB403,758 (US\$57,737) for the years ended December 31, 2023, 2024 and 2025, respectively)		2,663,993	2,777,777	2,925,127	418,287
Others (including related party amounts of RMB436, RMB nil and RMB nil (US\$ nil) for the years ended December 31, 2023, 2024 and 2025, respectively)		1,727	152	-	-
<b>Total revenues</b>		<u>7,047,461</u>	<u>7,785,180</u>	<u>9,558,619</u>	<u>1,366,864</u>
Cost of revenues		<u>(6,197,292)</u>	<u>(6,444,254)</u>	<u>(8,055,211)</u>	<u>(1,151,880)</u>
<b>Gross profit</b>		850,169	1,340,926	1,503,408	214,984
<b>Operating expenses:</b>					
Selling and marketing expenses		(460,221)	(479,369)	(551,406)	(78,850)
General and administrative expenses		(1,060,022)	(834,854)	(914,615)	(130,788)
Research and development expenses		(784,807)	(845,989)	(810,300)	(115,871)
Impairment of long-lived assets	7	(653,670)	(919,724)	-	-
<b>Total operating expenses</b>		<u>(2,958,720)</u>	<u>(3,079,936)</u>	<u>(2,276,321)</u>	<u>(325,509)</u>
<b>Operating loss</b>		(2,108,551)	(1,739,010)	(772,913)	(110,525)
Interest income		78,410	27,008	80,859	11,563
Interest expense		(146,026)	(229,705)	(498,048)	(71,220)
Foreign exchange (loss) gain		(57,211)	(19,531)	60,147	8,601
Other loss, net	4	(32,673)	(12,946)	(8,984)	(1,285)
Other income (expenses), net	4	100,363	(6,382)	191,044	27,319
<b>Loss before income taxes</b>		(2,165,688)	(1,980,566)	(947,895)	(135,547)
Income tax (expense) benefit	14	(17,959)	1,524	4,203	601
<b>Net loss</b>		<u>(2,183,647)</u>	<u>(1,979,042)</u>	<u>(943,692)</u>	<u>(134,946)</u>
Less: net loss attributable to non-controlling interests		<u>(7,307)</u>	<u>(12,362)</u>	<u>(7,441)</u>	<u>(1,064)</u>
<b>Net loss attributable to Kingsoft Cloud Holdings Limited</b>		<u>(2,176,340)</u>	<u>(1,966,680)</u>	<u>(936,251)</u>	<u>(133,882)</u>

The accompanying notes are an integral part of the consolidated financial statements.

## Consolidated Statements of Comprehensive Loss

(Amounts in thousands of Renminbi (“RMB”) and U.S. dollars (“US\$”), except for number of shares and per share data)

	Notes	For the year ended December 31			
		2023 RMB	2024 RMB	2025 RMB	2025 US\$
<b>Net loss per share:</b>					
Basic and diluted	17	(0.61)	(0.54)	(0.23)	(0.03)
<b>Shares used in the net loss per share computation:</b>					
Basic and diluted	17	3,558,354,940	3,658,088,876	4,107,065,011	4,107,065,011
<b>Other comprehensive income (loss), net of tax of nil:</b>					
Foreign currency translation adjustments		102,241	11,536	(126,272)	(18,057)
<b>Comprehensive loss</b>		(2,081,406)	(1,967,506)	(1,069,964)	(153,003)
Less: Comprehensive loss attributable to non-controlling interests		(7,334)	(12,384)	(7,220)	(1,032)
<b>Comprehensive loss attributable to Kingsoft Cloud Holdings Limited</b>		<b>(2,074,072)</b>	<b>(1,955,122)</b>	<b>(1,062,744)</b>	<b>(151,971)</b>

The accompanying notes are an integral part of the consolidated financial statements.

# Consolidated Statements of Changes in Shareholders' Equity

(Amounts in thousands of Renminbi ("RMB") and U.S. dollars ("US\$"), except for number of shares)

	Ordinary shares		Treasury Shares	Accumulated other comprehensive income		Statutory reserves funds	Accumulated deficit	Total Kingsoft Cloud Holdings Limited		Total shareholders' equity
	Number of shares*	Amount RMB		Additional paid-in capital RMB	comprehensive income RMB			shareholders' equity RMB	Non-controlling interests RMB	
Balance as of December 31, 2022	3,508,413,941	25,062	(208,385)	18,648,205	453,074	14,700	(10,131,636)	8,801,020	782,479	9,583,499
Net loss for the year	-	-	-	-	-	-	(2,176,340)	(2,176,340)	(7,307)	(2,183,647)
Other comprehensive income (loss)	-	-	-	-	102,268	-	-	102,268	(27)	102,241
Appropriation to statutory reserves	-	-	-	-	-	7,065	(7,065)	-	-	-
Disposal of a subsidiary	-	-	-	-	-	-	-	-	437	437
Share-based compensation (Note 15)	-	-	-	175,557	-	-	-	175,557	6,088	181,645
Exercise and vesting of share-based awards (Note 15)	53,683,525	381	-	10,802	-	-	-	11,183	-	11,183
Acquisition of non-controlling interests (Note 12)	-	-	-	(23,536)	-	-	-	(23,536)	(425,918)	(449,454)
Balance as of December 31, 2023	3,562,097,466	25,443	(208,385)	18,811,028	555,342	21,765	(12,315,041)	6,890,152	355,752	7,245,904

The accompanying notes are an integral part of the consolidated financial statements.

## Consolidated Statements of Changes in Shareholders' Equity

(Amounts in thousands of Renminbi ("RMB") and U.S. dollars ("US\$"), except for number of shares)

	Ordinary shares		Treasury Shares	Additional paid-in capital	Accumulated comprehensive income	Statutory reserves	Accumulated deficit	Total Kingsoft Cloud Holdings Limited		Total shareholders' equity
	Number of shares*	Amount						shareholders' equity	Non-controlling interests	
		RMB	RMB	RMB	RMB	RMB	RMB	RMB	RMB	RMB
Balance as of December 31, 2023	3,562,097,466	25,443	(208,385)	18,811,028	555,342	21,765	(12,315,041)	6,890,152	355,752	7,245,904
Net loss for the year	-	-	-	-	-	-	(1,966,680)	(1,966,680)	(12,362)	(1,979,042)
Other comprehensive income (loss)	-	-	-	-	11,558	-	-	11,558	(22)	11,536
Appropriation to statutory reserves	-	-	-	-	-	10,236	(10,236)	-	-	-
Share-based compensation (Note 15)	-	-	-	220,529	-	-	-	220,529	(6,088)	214,441
Exercise and vesting of share-based awards (Note 15)	125,593,306	246	102,907	(90,672)	-	-	-	12,481	-	12,481
Balance as of December 31, 2024	3,687,690,772	25,689	(105,478)	18,940,885	566,900	32,001	(14,291,957)	5,168,040	337,280	5,505,320

The accompanying notes are an integral part of the consolidated financial statements.

## Consolidated Statements of Changes in Shareholders' Equity

(Amounts in thousands of Renminbi ("RMB") and U.S. dollars ("US\$"), except for number of shares)

	Ordinary shares		Treasury Shares	Additional paid-in capital	Accumulated other comprehensive income	Statutory reserves	Accumulated deficit	Total Kingsoft Cloud Holdings Limited		Total shareholders' equity
	Number of shares*	Amount RMB						shareholders' equity RMB	Non-controlling interests RMB	
Balance as of December 31, 2024	3,687,690,772	25,689	(105,478)	18,940,885	566,900	32,001	(14,291,957)	5,168,040	337,280	5,505,320
Net loss for the year	-	-	-	-	-	-	(936,251)	(936,251)	(7,441)	(943,692)
Issuance of ordinary shares	726,500,000	5,199	-	4,528,134	-	-	-	4,533,333	-	4,533,333
Other comprehensive income (loss)	-	-	-	-	(126,493)	-	-	(126,493)	221	(126,272)
Appropriation to statutory reserves	-	-	-	-	-	19,660	(19,660)	-	-	-
Share-based compensation (Note 15)	-	-	-	446,909	-	-	-	446,909	-	446,909
Exercise and vesting of share-based awards (Note 15)	65,666,895	-	74,410	(46,973)	-	-	-	27,437	-	27,437
Acquisition of non-controlling interests**	-	-	-	204,051	-	-	-	204,051	(334,052)	(130,001)
Balance as of December 31, 2025	4,479,857,667	30,888	(31,068)	24,073,006	440,407	51,661	(15,247,868)	9,317,026	(3,992)	9,313,034
Balance as of December 31, 2025, in US\$	4,479,857,667	4,417	(4,443)	3,442,394	62,977	7,387	(2,180,416)	1,332,316	(571)	1,331,745

\* As of December 31, 2023, 2024 and 2025, 59,286,225, 24,509,339 and 24,509,339, ordinary shares, respectively, were issued in relation to the share awards. These shares are legally issued but not outstanding.

\*\* In 2025, the Group acquired the remaining 7.77% of equity interest of Camelot Information Systems Inc. ("Camelot") and the acquisition of the non-controlling interests was recognized as an equity transaction. Upon the completion of the acquisition, the Group owned 100% of equity interest in Camelot. The purchase consideration was fully paid as of December 31, 2025.

The accompanying notes are an integral part of the consolidated financial statements.

# Consolidated Statements of Cash Flows

(Amounts in thousands of Renminbi (“RMB”) and U.S. dollars (“US\$”))

Notes	For the year ended December 31			
	2023 RMB	2024 RMB	2025 RMB	2025 US\$
<b>CASH FLOWS FROM OPERATING ACTIVITIES</b>				
<b>Net loss</b>	(2,183,647)	(1,979,042)	<b>(943,692)</b>	<b>(134,946)</b>
<b>Adjustments to reconcile net loss to net cash (used in) generated from operating activities:</b>				
Depreciation and amortization	940,482	1,263,090	<b>2,480,364</b>	<b>354,687</b>
Share-based compensation	181,645	214,441	<b>446,909</b>	<b>63,907</b>
Provision for credit losses	502,185	309,858	<b>200,169</b>	<b>28,624</b>
Loss (gain) on disposal of property and equipment	22,996	(44,625)	<b>(102,966)</b>	<b>(14,724)</b>
Changes in fair value of equity investments	10,680	10,526	–	–
Impairment of equity investments	13,582	–	–	–
Changes in fair value of purchase consideration of a business acquisition	14,433	–	–	–
Gain on disposal of a subsidiary	(6,022)	–	–	–
Impairment of contract costs	–	23,869	<b>10,526</b>	<b>1,505</b>
Impairment of long-lived assets	653,670	919,724	–	–
Foreign exchange loss (gain)	57,211	19,531	<b>(60,147)</b>	<b>(8,601)</b>
Deferred income tax	(24,487)	(40,889)	<b>(39,759)</b>	<b>(5,685)</b>
Non-cash operating lease expense	42,617	41,864	<b>38,298</b>	<b>5,477</b>
Other non-cash expenses	–	1,998	<b>10,584</b>	<b>1,513</b>
<b>Changes in operating assets and liabilities:</b>				
Accounts receivable	375,242	(219,098)	<b>(459,383)</b>	<b>(65,691)</b>
Prepayments and other assets	(216,303)	(48,996)	<b>(88,877)</b>	<b>(12,709)</b>
Amounts due from related parties	(13,007)	(50,482)	<b>(256,745)</b>	<b>(36,714)</b>
Accounts payable	(621,327)	(187,878)	<b>292,118</b>	<b>41,772</b>
Accrued expenses and other liabilities	183,381	440,995	<b>3,775</b>	<b>540</b>
Operating lease liabilities	(37,401)	(50,071)	<b>(34,590)</b>	<b>(4,946)</b>
Amounts due to related parties	(73,522)	(1,654)	<b>2,300,353</b>	<b>328,946</b>
Income tax payable	8,522	5,258	<b>4,091</b>	<b>585</b>
<b>Net cash (used in) generated from operating activities</b>	<b>(169,070)</b>	<b>628,419</b>	<b>3,801,028</b>	<b>543,540</b>

The accompanying notes are an integral part of the consolidated financial statements.

## Consolidated Statements of Cash Flows

(Amounts in thousands of Renminbi (“RMB”) and U.S. dollars (“US\$”))

	For the year ended December 31				
	Notes	2023 RMB	2024 RMB	2025 RMB	2025 US\$
<b>CASH FLOWS FROM INVESTING ACTIVITIES</b>					
Purchases and prepayment for property and equipment		(1,958,759)	(3,672,069)	(4,742,365)	(678,150)
Disposal of property and equipment		12,310	263	115,294	16,487
Purchases of intangible assets		(5,979)	(11,120)	–	–
Purchases of short-term investments		(550,151)	(90,000)	(70,953)	(10,146)
Proceeds from maturities of short-term investments		1,830,492	–	161,375	23,076
Acquisition of equity investments		(12,070)	(2,770)	–	–
Disposal of equity investments		2,647	–	–	–
Asset-related government grants received		4,372	155,251	6,920	990
Disposal of a subsidiary		3,952	–	–	–
<b>Net cash used in investing activities</b>		<b>(673,186)</b>	<b>(3,620,445)</b>	<b>(4,529,729)</b>	<b>(647,743)</b>
<b>CASH FLOWS FROM FINANCING ACTIVITIES</b>					
Repayments of short-term borrowings		(963,000)	(1,318,379)	(2,330,640)	(333,277)
Proceeds from short-term borrowings		1,164,396	2,465,884	2,771,762	396,357
Repayments of long-term borrowings		–	(2,000)	(159,689)	(22,835)
Proceeds from long-term borrowings		100,000	1,537,254	2,335,800	334,015
Acquisition of non-controlling interests		(100,000)	(100,004)	(386,000)	(55,197)
Principal repayments of financing leases		(13,308)	(137,656)	(819,981)	(117,256)
Settlements and modifications of financial liabilities arising from business combinations		(577,809)	(125,249)	(532,507)	(76,146)
Proceeds from loans due to related parties		900,000	2,000,914	350,000	50,049
Repayments of loans due to related parties		(741,978)	(1,077,425)	(1,609,907)	(230,215)
Proceeds from exercise of options		3,847	12,079	30,812	4,406
Issuance of ordinary shares		–	–	4,533,333	648,258
<b>Net cash (used in) generated from financing activities</b>		<b>(227,852)</b>	<b>3,255,418</b>	<b>4,182,983</b>	<b>598,159</b>
Effect of exchange rate changes on cash, cash equivalents, and restricted cash		25,863	(22,772)	(67,146)	(9,601)
Net (decrease) increase in cash, cash equivalents, and restricted cash		(1,044,245)	240,620	3,387,136	484,355
Cash, cash equivalents, and restricted cash at the beginning of year		3,533,726	2,489,481	2,730,101	390,399
Cash, cash equivalents, and restricted cash at the end of year		2,489,481	2,730,101	6,117,237	874,754

The accompanying notes are an integral part of the consolidated financial statements.

## Consolidated Statements of Cash Flows

(Amounts in thousands of Renminbi (“RMB”) and U.S. dollars (“US\$”))

	For the year ended December 31				
	Notes	2023 RMB	2024 RMB	2025 RMB	2025 US\$
<b>Supplemental disclosures of cash flow information:</b>					
Income taxes paid		33,923	34,106	31,465	4,499
Interest expense paid		96,730	185,491	315,426	45,105
<b>Non-cash investing and financing activities:</b>					
Purchases of property and equipment included in accrued expenses and other liabilities	12	458,978	348,284	270,867	38,733
Purchase consideration included in accrued expenses and other liabilities	12	678,732	569,050	118,415	16,933
Consideration for acquisition of non-controlling interests	12	352,483	251,000	–	–
<b>Reconciliation of cash and cash equivalents, and restricted cash:</b>					
Cash and cash equivalents		2,255,287	2,648,764	6,018,043	860,569
Restricted cash		234,194	81,337	99,194	14,185
<b>Total cash and cash equivalents, and restricted cash shown in the statements of cash flows</b>		<u>2,489,481</u>	<u>2,730,101</u>	<u>6,117,237</u>	<u>874,754</u>

The accompanying notes are an integral part of the consolidated financial statements.

# Notes to the Consolidated Financial Statements

(Amounts in thousands of Renminbi (“RMB”) and U.S. dollars (“US\$”)  
except for number of shares and per share data)

## 1. ORGANIZATION AND BASIS OF PRESENTATION

Kingsoft Cloud Holdings Limited (the “Company”) is a limited liability company incorporated in the Cayman Islands on January 3, 2012. The Company, its subsidiaries, its variable interest entities, and subsidiaries of its variable interest entities are hereinafter collectively referred to as the “Group”. The Group is principally engaged in the provision of cloud services. The Company does not conduct any substantive operations on its own but instead conducts its primary business operations through its subsidiaries, the variable interest entities, and subsidiaries of its variable interest entities, which are located in Chinese mainland, Hong Kong (“HK”), Japan and the United States (the “U.S.”).

The Company’s principal subsidiaries, variable interest entities, and subsidiaries of its variable interest entities, are as follows:

Name	Place of establishment and operations	Issued ordinary/registered share capital	Date of establishment/acquisition	Percentage of equity interest attributable to the Company		Principal activities
				Direct (%)	Indirect (%)	
<b>Subsidiaries:</b>						
Kingsoft Cloud Corporation Limited	HK	HK\$2,000 thousands	February 1, 2012	100	–	Cloud services
Beijing Kingsoft Cloud Technology Co., Ltd. (“Beijing Kingsoft Cloud”)*	Chinese mainland	RMB910,000	April 9, 2012	–	100	Research and development
Beijing Yunxiang Zhisheng Technology Co., Ltd. (“Yunxiang Zhisheng”)*	Chinese mainland	RMB1,390,000	December 15, 2015	–	100	Research and development
Camelot Technology Co., Ltd. (“Camelot Technology”)**	Chinese mainland	RMB250,000	September 3, 2021	–	100	Enterprise digital solutions and related services
Hainan Yangpu Kingsoft Cloud Information Technology Co., Ltd.	Chinese mainland	USD600,000	August 4, 2022	–	100	Cloud services
<b>Variable interest entities:</b>						
Zhuhai Kingsoft Cloud Technology Co., Ltd. (“Zhuhai Kingsoft Cloud”)**	Chinese mainland	RMB11,080	November 9, 2012	Nil	–	Investment holding
Kingsoft Cloud (Beijing) Information Technology Co., Ltd. (“Kingsoft Cloud Information”)**	Chinese mainland	RMB10,000	April 13, 2018	Nil	–	Investment holding

## Notes to the Consolidated Financial Statements

(Amounts in thousands of Renminbi (“RMB”) and U.S. dollars (“US\$”) except for number of shares and per share data)

### 1. ORGANIZATION AND BASIS OF PRESENTATION (Continued)

Name	Place of establishment and operations	Issued ordinary/registered share capital	Date of establishment/acquisition	Percentage of equity interest attributable to the Company		Principal activities
				Direct (%)	Indirect (%)	
<b>Variable interest entities' subsidiaries:</b>						
Beijing Kingsoft Cloud Network Technology Co., Ltd. ("Beijing Kingsoft Cloud Network Technology")**	Chinese mainland	RMB200,000	November 9, 2012	-	Nil	Cloud services
Beijing Jinxun Ruibo Network Technology Co., Ltd. ("Beijing Jinxun Ruibo")**	Chinese mainland	RMB10,000	December 17, 2015	-	Nil	Cloud services
Nanjing Qianyi Shixun Information Technology Co., Ltd.**	Chinese mainland	RMB15,000	March 31, 2016	-	Nil	Cloud services
Wuhan Kingsoft Cloud Information Technology Co., Ltd.**	Chinese mainland	RMB100,000	December 26, 2017	-	Nil	Cloud services
Kingsoft Cloud (Tianjin) Technology Development Co., Ltd.**	Chinese mainland	RMB100,000	May 30, 2019	-	Nil	Cloud services
Lingqiong Shunlian (Qingyang) Data Technology Co., Ltd.**	Chinese mainland	RMB300,000	March 9, 2021	-	Nil	Cloud services

\* These companies are registered as wholly foreign-owned enterprises (“WFOE”) and limited liability enterprises under the law of Chinese mainland.

\*\* These companies are registered as limited liability enterprises under the law of Chinese mainland.

None of the subsidiaries or consolidated affiliated entities had issued any debt securities at the end of the year.

To comply with laws and regulations of Chinese mainland which prohibit foreign control of companies that engage in value-added telecommunication services, the Group primarily conducts its business in Chinese mainland through its variable interest entities, Zhuhai Kingsoft Cloud and Kingsoft Cloud Information, and subsidiaries of its variable interest entities (collectively, the “VIEs”). The equity interests of the VIEs are legally held by Chinese mainland shareholders (the “Nominee Shareholders”). Despite the lack of technical majority ownership, the Company through WFOE has effective control of the VIEs through a series of contractual arrangements (the “Contractual Agreements”). Through the Contractual Agreements, the Nominee Shareholders effectively assigned all of their voting rights underlying their equity interests in the VIEs to the Company and therefore, the Company has the power to direct the activities of the VIEs that most significantly impact its economic performance. The Company also has the ability and obligation to absorb substantially all of the profits and all the expected losses of the VIEs that potentially could be significant to the VIEs. Therefore, the Company is the primary beneficiary of the VIEs. Based on the above, the Company consolidates the VIEs in accordance with SEC Regulation SX-3A-02 and Accounting Standards Codification (“ASC”) 810, *Consolidation* (“ASC 810”).

## Notes to the Consolidated Financial Statements

(Amounts in thousands of Renminbi (“RMB”) and U.S. dollars (“US\$”)  
except for number of shares and per share data)

### 1. ORGANIZATION AND BASIS OF PRESENTATION (Continued)

The following is a summary of the Contractual Agreements:

#### Shareholder Voting Right Trust Agreements

Pursuant to the shareholder voting right trust agreements signed amongst Beijing Kingsoft Cloud, Zhuhai Kingsoft Cloud and its Nominee Shareholders, each Nominee Shareholder irrevocably authorizes the person designated by Beijing Kingsoft Cloud to act as his, her or its attorney-in-fact (“AIF”) to exercise on such Nominee Shareholder’s behalf any and all rights that such shareholder has in respect of his, her or its equity interests in Zhuhai Kingsoft Cloud. Beijing Kingsoft Cloud has the right to replace the authorized AIF at any time upon written notice without consent from the other parties. The rights as a shareholder of Zhuhai Kingsoft Cloud, including, but not limited to, the right to attend shareholders’ meetings, vote on any resolution that requires a shareholder vote, such as the appointment of executive directors and senior management. The shareholder voting right trust agreements are valid as long as the Nominee Shareholders remain the shareholders of the VIEs. Zhuhai Kingsoft Cloud and its Nominee Shareholders have no right to unilaterally terminate the agreement.

The terms of the shareholder voting right trust agreements signed amongst Yunxiang Zhisheng, Kingsoft Cloud Information and its Nominee Shareholders are the same as the terms described above.

#### Loan Agreements

Beijing Kingsoft Cloud has granted interest-free loans with an aggregate amount of RMB279 to one shareholder of Zhuhai Kingsoft Cloud. The loan was solely for the purposes of capital injection of Zhuhai Kingsoft Cloud. The loans are only repayable by the shareholder through a transfer of her equity interests in Zhuhai Kingsoft Cloud to Beijing Kingsoft Cloud or its designated person(s).

The terms of the loan agreement signed between Yunxiang Zhisheng and all Nominee Shareholders of Kingsoft Cloud Information are the same as the terms described above, except that the total amount of loans extended to all Nominee Shareholders of Kingsoft Cloud Information is RMB10,000.

## Notes to the Consolidated Financial Statements

(Amounts in thousands of Renminbi (“RMB”) and U.S. dollars (“US\$”)  
except for number of shares and per share data)

### 1. ORGANIZATION AND BASIS OF PRESENTATION (Continued)

#### Exclusive Purchase Option Agreements

Pursuant to the exclusive purchase option agreement amongst Beijing Kingsoft Cloud, Zhuhai Kingsoft Cloud and its Nominee Shareholders, Beijing Kingsoft Cloud has an exclusive irrevocable option to purchase, all or part of the equity interests in Zhuhai Kingsoft Cloud, when and to the extent permitted under laws of Chinese mainland. The purchase price of the equity interests in Zhuhai Kingsoft Cloud shall be equal to the minimum amount of consideration permitted by applicable laws of Chinese mainland or either RMB0.001 or the loan amount, whichever is higher. Without the prior consent of the WFOE, the VIEs and the Nominee Shareholders shall not: (i) amend the articles of association, (ii) increase or decrease the registered capital, (iii) sell or otherwise dispose of their assets or beneficial interest, (iv) create or allow any encumbrance on their assets or other beneficial interests, (v) extend any loans to third parties, (vi) enter into any material contracts (except those contracts entered into in the ordinary course of business), (vii) merge with or acquire any other persons or make any investments, or (viii) distribute dividends to their shareholders. Any proceeds received by the Nominee Shareholders from the exercise of the option, distribution of profits or dividends, shall be remitted to the WFOE or their designated person(s), to the extent permitted under laws of Chinese mainland. In addition, the Nominee Shareholders granted Beijing Kingsoft Cloud an exclusive right to designate one or more persons to purchase all or part of the equity interests in Zhuhai Kingsoft Cloud. The exclusive purchase option agreement will terminate when the Nominee Shareholders transfer all of their equity interests in Zhuhai Kingsoft Cloud to Beijing Kingsoft Cloud or its designated person(s).

The terms of the exclusive purchase option agreement signed amongst Yunxiang Zhisheng, Kingsoft Cloud Information and its Nominee Shareholders are the same as the terms described above.

#### Exclusive Consultation and Technical Services Agreements

Pursuant to the exclusive consultation and technical services agreement between Beijing Kingsoft Cloud and Zhuhai Kingsoft Cloud, Beijing Kingsoft Cloud has the sole and exclusive right to provide Zhuhai Kingsoft Cloud with consulting services and technical services. Without the prior written consent of Beijing Kingsoft Cloud, Zhuhai Kingsoft Cloud may not directly or indirectly accept any services subject to the exclusive consultation and technical services agreement from any third party, while Beijing Kingsoft Cloud has the right to designate any party to provide such services. Zhuhai Kingsoft Cloud will pay Beijing Kingsoft Cloud a service fee periodically which is adjustable at the sole discretion of Beijing Kingsoft Cloud. The exclusive consultation and technical services agreements will remain effective unless terminated by the WFOE at its sole discretion.

The terms of the exclusive consultation and technical services agreement signed between Yunxiang Zhisheng and Kingsoft Cloud Information are the same as the terms described above, except that the agreement will continuously remain effective unless both parties agree to terminate the agreement.

## Notes to the Consolidated Financial Statements

(Amounts in thousands of Renminbi (“RMB”) and U.S. dollars (“US\$”)  
except for number of shares and per share data)

### 1. ORGANIZATION AND BASIS OF PRESENTATION (Continued)

#### Equity Pledge Agreements

Pursuant to the equity pledge agreement amongst Beijing Kingsoft Cloud, Zhuhai Kingsoft Cloud and its Nominee Shareholders, the Nominee Shareholders have pledged all of their equity interests in Zhuhai Kingsoft Cloud to Beijing Kingsoft Cloud to guarantee performance of their obligations under the Contractual Agreements described above. During the term of the equity pledge agreement, Beijing Kingsoft Cloud has the right to receive all of Zhuhai Kingsoft Cloud’s dividends and profits distributed on the pledged equity. In the event of a breach by Zhuhai Kingsoft Cloud or any of its Nominee Shareholders of the contractual obligations under the equity pledge agreement, Beijing Kingsoft Cloud, as pledgee, will have the right to dispose of the pledged equity interests in Zhuhai Kingsoft Cloud and will have priority in receiving the proceeds from such disposal. Zhuhai Kingsoft Cloud and its Nominee Shareholders undertake that, without the prior written consent of Beijing Kingsoft Cloud, they will not transfer, or create or allow any encumbrance on the pledged equity interests. The equity pledge agreements will be in effect permanently until Zhuhai Kingsoft Cloud and its Nominee Shareholders have fulfilled all the obligations under the Contractual Agreements.

The terms of the equity pledge agreement signed amongst Yunxiang Zhisheng, Kingsoft Cloud Information and its Nominee Shareholders are the same as the terms described above.

#### Financial Support Undertaking Letter

Pursuant to the financial support undertaking letter, the Company is obligated and hereby undertakes to provide unlimited financial support to the VIEs, to the extent permissible under the applicable laws and regulations of Chinese mainland, whether or not any such operational loss is actually incurred. The Company will not request repayment of the loans or borrowings if the VIEs or their Nominee Shareholders do not have sufficient funds or are unable to repay.

#### Resolutions of all Shareholders and resolution of the Board of Directors of the Company

The Shareholders and the Company’s Board of Directors resolved that the rights under the Shareholder Voting Right Trust Agreements and the Exclusive Purchase Option Agreements were assigned to the Board of Directors of the Company or any officer authorized by the Board of Directors.

In the opinion of the Company’s legal counsel, (i) the ownership structure relating to the VIEs complies with current laws and regulations of Chinese mainland; (ii) the Contractual Agreements with the VIEs and the Nominee Shareholders are valid, binding and enforceable on all parties to these Contractual Agreements and do not violate current laws or regulations of Chinese mainland; and (iii) the resolutions are valid in accordance with the memorandum and articles of association of the Company and Cayman Islands Law.

## Notes to the Consolidated Financial Statements

(Amounts in thousands of Renminbi (“RMB”) and U.S. dollars (“US\$”)  
except for number of shares and per share data)

### 1. ORGANIZATION AND BASIS OF PRESENTATION (Continued)

However, uncertainties in Chinese mainland legal system could cause the relevant regulatory authorities to find the current Contractual Agreements and businesses to be in violation of any existing or future laws or regulations of Chinese mainland and could limit the Company’s ability to enforce its rights under these contractual arrangements. Furthermore, the Nominee Shareholders of the VIEs may have interests that are different from those of the Company, which could potentially increase the risk that they would seek to act contrary to the terms of the Contractual Agreements with the VIEs. In addition, if the Nominee Shareholders will not remain the shareholders of the VIEs, breach, or cause the VIEs to breach, or refuse to renew the existing Contractual Arrangements the Company has with them and the VIEs, the Company may not be able to effectively control the VIEs and receive economic benefits from them, which may result in deconsolidation of the VIEs.

In addition, if the current structure or any of the contractual arrangements were found to be in violation of any existing or future laws or regulations of Chinese mainland, the Company may be subject to penalties, including but not be limited to, revocation of business and operating licenses, discontinuing or restricting business operations, restricting the Company’s right to collect revenues, temporary or permanent blocking of the Company’s internet platforms, restructuring of the Company’s operations, imposition of additional conditions or requirements with which the Company may not be able to comply, or other regulatory or enforcement actions against the Company that could be harmful to its business. The imposition of any of these or other penalties could have a material adverse effect on the Company’s ability to conduct its business.

The following table sets forth the assets, liabilities, results of operations and cash flows of the VIEs and VIEs’ subsidiaries included in the Company’s consolidated balance sheets, consolidated statements of comprehensive loss and consolidated statements of cash flows:

	As of December 31		
	2024 RMB	2025 RMB	2025 US\$
<b>ASSETS</b>			
<b>Current assets:</b>			
Cash and cash equivalents	1,167,677	1,369,890	195,892
Restricted cash	45,500	49,106	7,022
Accounts receivable, net of allowance for credit losses of RMB43,103 and RMB82,698 (US\$11,826) as of December 31, 2024 and 2025, respectively	1,044,659	1,305,535	186,689
Prepayments and other assets	1,320,306	1,709,831	244,503
Amounts due from related parties	266,392	441,954	63,199
Amounts due from subsidiaries of the Group	3,358,071	2,351,001	336,189
<b>Total current assets</b>	<b>7,202,605</b>	<b>7,227,317</b>	<b>1,033,494</b>

## Notes to the Consolidated Financial Statements

(Amounts in thousands of Renminbi (“RMB”) and U.S. dollars (“US\$”) except for number of shares and per share data)

### 1. ORGANIZATION AND BASIS OF PRESENTATION (Continued)

	As of December 31		
	2024 RMB	2025 RMB	2025 US\$
<b>Non-current assets:</b>			
Property and equipment, net	4,534,518	9,949,308	1,422,732
Intangible assets, net	74,107	64,929	9,285
Prepayments and other assets	448,922	139,486	19,946
Goodwill	48,815	48,815	6,980
Equity investments	166,114	166,114	23,754
Operating lease right-of-use assets	94,952	66,221	9,469
<b>Total non-current assets</b>	<b>5,367,428</b>	<b>10,434,873</b>	<b>1,492,166</b>
<b>Total assets</b>	<b>12,570,033</b>	<b>17,662,190</b>	<b>2,525,660</b>
<b>Current liabilities:</b>			
Accounts payable	1,710,737	1,817,085	259,840
Accrued expenses and other current liabilities	1,490,594	1,986,957	284,131
Short-term borrowings	2,166,265	3,307,636	472,986
Amounts due to related parties	1,504,654	691,860	98,935
Current operating lease liabilities	40,329	19,945	2,852
Amounts due to subsidiaries of the Group	3,951,665	3,168,990	453,160
<b>Total current liabilities</b>	<b>10,864,244</b>	<b>10,992,473</b>	<b>1,571,904</b>
<b>Non-current liabilities:</b>			
Long-term borrowings	1,660,584	3,023,538	432,360
Other liabilities	721,082	2,570,487	367,575
Non-current operating lease liabilities	49,352	44,602	6,378
Amounts due to related parties	309,612	2,212,325	316,358
Amounts due to subsidiaries of the Group	9,267,652	9,784,789	1,399,206
<b>Total non-current liabilities</b>	<b>12,008,282</b>	<b>17,635,741</b>	<b>2,521,877</b>
<b>Total liabilities</b>	<b>22,872,526</b>	<b>28,628,214</b>	<b>4,093,781</b>

## Notes to the Consolidated Financial Statements

(Amounts in thousands of Renminbi (“RMB”) and U.S. dollars (“US\$”)  
except for number of shares and per share data)

### 1. ORGANIZATION AND BASIS OF PRESENTATION (Continued)

	For the year ended December 31			
	2023 <i>RMB</i>	2024 <i>RMB</i>	2025 <i>RMB</i>	2025 <i>US\$</i>
Revenues	4,599,721	5,202,692	<b>6,620,373</b>	<b>946,701</b>
Net loss	(2,110,022)	(1,913,044)	<b>(768,096)</b>	<b>(109,836)</b>
Net cash (used in) generated from operating activities	(286,575)	412,302	<b>2,519,735</b>	<b>360,317</b>
Net cash used in investing activities	(1,833,636)	(3,036,703)	<b>(4,532,128)</b>	<b>(648,086)</b>
Net cash generated from financing activities	<u>1,809,799</u>	<u>2,881,726</u>	<u><b>2,187,700</b></u>	<u><b>312,837</b></u>

The carrying amounts of the assets, liabilities and the results of operations of the VIEs and their subsidiaries are presented in aggregate due to the similarity of the purpose and design of the VIEs and their subsidiaries, the nature of the assets in these VIEs and their subsidiaries and the type of the involvement of the Company in these VIEs and their subsidiaries.

The revenue-producing assets that are held by the VIEs and their subsidiaries comprise mainly electronic equipment, and data center machinery and equipment. The VIEs and their subsidiaries contributed an aggregate of 65.3%, 66.8% and 69.3% of the Group’s consolidated revenue for the years ended December 31, 2023, 2024 and 2025, respectively, after elimination of inter-entity transactions.

As of December 31, 2024 and 2025, except for RMB2,177,992 and RMB2,146,782 (US\$306,986) of VIEs’ subsidiaries’ electronic equipment that was secured for the loans borrowed from Xiaomi Group and other financial institutions (Note 13 and Note 19), and RMB8,958 and RMB35,257 (US\$5,042) of a VIE’s subsidiary’s restricted cash that was secured for certain payables to suppliers, respectively, there was no other pledge or collateralization of the VIEs and VIEs’ subsidiaries’ assets that can only be used to settle obligations of the VIEs and VIEs’ subsidiaries. Other than the amounts due to subsidiaries of the Group (which are eliminated upon consolidation), all remaining liabilities of the VIEs and VIEs’ subsidiaries are without recourse to the Company.

## Notes to the Consolidated Financial Statements

(Amounts in thousands of Renminbi (“RMB”) and U.S. dollars (“US\$”)  
except for number of shares and per share data)

### 2. SUMMARY OF SIGNIFICANT ACCOUNTING POLICIES

#### Basis of presentation

The consolidated financial statements have been prepared in accordance with United States generally accepted accounting principles (“U.S. GAAP”).

#### Principles of consolidation

The consolidated financial statements of the Group include the financial statements of the Company, its subsidiaries, the VIEs, and the subsidiaries of the VIEs for which the Company is the primary beneficiary. All significant intercompany balances and transactions have been eliminated upon consolidation.

#### Going concern consideration

The Group’s consolidated financial statements have been prepared in accordance with U.S. GAAP on a going concern basis. The going concern basis assumes that assets are realized and liabilities are extinguished in the ordinary course of business at amounts disclosed in the consolidated financial statements.

During the year ended December 31, 2025, the Group incurred net loss for the year of RMB943,692 (US\$134,946). As of December 31, 2025, the Group had an accumulated deficit of RMB15,247,868 (US\$2,180,416). The Group has primarily funded the operations as well as the capital expenditures through revenue generated from contracts with customers, equity financing, and proceeds from financing facilities such as borrowings from third parties and related parties.

In view of the operating loss of the Group and the significant capital expenditures required for the expansion of operations of the Group, management has given careful consideration to the future liquidity and performance of the Group and its available sources of financing in assessing whether the Group will have sufficient financial resources to continue as a going concern. As of December 31, 2025, the Group had cash, cash equivalents and restricted cash of RMB6,117,237 (US\$874,754). In addition, the Group had existing credit facilities available from banks and other financial institutions to finance the future operations and capital expenditures of the Group.

Based on above, management believes that the going concern basis of preparation is supported. Therefore, the consolidated financial statements do not include any adjustments to the amounts and classifications of assets and liabilities that might be necessary should the Group be unable to continue as a going concern.

## Notes to the Consolidated Financial Statements

(Amounts in thousands of Renminbi (“RMB”) and U.S. dollars (“US\$”)  
except for number of shares and per share data)

### 2. SUMMARY OF SIGNIFICANT ACCOUNTING POLICIES (Continued)

#### Use of estimates

The preparation of the consolidated financial statements in conformity with U.S. GAAP requires management to make estimates and assumptions that affect the reported amounts of assets and liabilities, disclosures of contingent assets and liabilities at the balance sheet date and the reported amounts of revenue and expenses during the reporting periods. Significant estimates and assumptions reflected in the Group’s consolidated financial statements include, but are not limited to, allowance for credit losses for accounts receivable and contract assets, impairment of goodwill and impairment of long-lived assets. Management bases the estimates on historical experience and various other assumptions that are believed to be reasonable, the results of which form the basis for making judgments about the carrying values of assets and liabilities. Actual results could materially differ from those estimates.

#### Comparative Information

Certain financial information of the Group has been adjusted to conform with the current period’s presentation to facilitate comparison.

#### Foreign currency

The Group’s financial information is presented in Renminbi (“RMB”). The functional currency of the Company and the Company’s subsidiaries located in the U.S. is U.S. dollars (“US\$”). The functional currency of the Company’s subsidiaries and the VIEs and VIEs’ subsidiaries located in Chinese mainland is Renminbi (“RMB”). The functional currencies of the Company’s subsidiaries located in Japan and Hong Kong are Japanese Yen (“Yen”) and Hong Kong dollars (“HK\$”), respectively.

Transactions denominated in foreign currencies are re-measured into the functional currency at the exchange rates prevailing on the transaction dates. Monetary assets and liabilities denominated in foreign currencies are re-measured at the exchange rates prevailing at the balance sheet date. Non-monetary items that are measured in terms of historical cost in foreign currency are re-measured using the exchange rates at the dates of the initial transactions. Exchange gains and losses are included in the consolidated statements of comprehensive loss. The Company uses the average exchange rate for the year and the exchange rate at the balance sheet date to translate the operating results and financial position, respectively. Translation differences are recorded in accumulated other comprehensive income, a component of shareholders’ equity.

#### Convenience translation

Amounts in U.S. dollars are presented for the convenience of the reader and are translated at the noon buying rate of RMB6.9931 per US\$1.00 on December 31, 2025 in the City of New York for cable transfers of RMB as certified for customs purposes by the Federal Reserve Bank of New York. No representation is made that the RMB amounts could have been, or could be, converted into US\$ at such rate.

## Notes to the Consolidated Financial Statements

(Amounts in thousands of Renminbi (“RMB”) and U.S. dollars (“US\$”) except for number of shares and per share data)

### 2. SUMMARY OF SIGNIFICANT ACCOUNTING POLICIES (Continued)

#### Cash and cash equivalents

Cash and cash equivalents consist of cash on hand and time deposits or other highly liquid investments placed with banks or other financial institutions which have original maturities of less than three months.

As of December 31, 2024 and 2025, a majority of the Group’s cash and cash equivalents were held by financial institutions located in Chinese mainland and Hong Kong. Deposits held in Chinese mainland are subject to restrictions on foreign exchange and the ability to transfer cash outside of Chinese mainland. In May 2015, a new Deposit Insurance System (“DIS”) managed by the People’s Bank of China (“PBOC”) was implemented. Deposits in the licensed banks in Chinese mainland are protected by DIS, up to a limit of RMB500. Hong Kong has an official Deposit Protection Scheme (“DPS”). Deposits in the licensed banks in Hong Kong are protected by DPS, up to a limit of HK\$800 thousands.

As an offshore holding company, the Company is permitted under laws and regulations of Chinese mainland to provide funding from the proceeds of its offshore fundraising activities to its Chinese mainland subsidiaries only through loans or capital contributions, and to its VIEs only through loans, in each case subject to the satisfaction of the applicable government registration and approval requirements.

For the year ended December 31, 2025, there have been the following cash transfers between the Company, the Company’s subsidiaries, the Company’s VIEs and their subsidiaries:

- The Company and its subsidiaries made capital contribution amounted to RMB80,789 (US\$11,553) to the WFOE.
- The Company and its subsidiaries provided loans amounted to RMB2,636,656 (US\$377,037) and repaid loans amounted to RMB100,000 (US\$14,300) to the VIEs and their subsidiaries, and the VIEs and their subsidiaries provided loans amounted to RMB50,000 (US\$7,150) and paid loan interest amounted to RMB157,744 (US\$22,557) to the Company and its subsidiaries.
- The VIEs and their subsidiaries transferred RMB33,129 (US\$4,737) to the Company’s subsidiaries, for services provided.

There were no other cash transferred, dividends or distributions between the VIEs and their subsidiaries and the Company and the Company’s subsidiaries for the year ended December 31, 2025. In addition, the Group has not generated sufficient distributable profits to pay dividends or fully settle amounts due to the Company.

## Notes to the Consolidated Financial Statements

(Amounts in thousands of Renminbi (“RMB”) and U.S. dollars (“US\$”)  
except for number of shares and per share data)

### 2. SUMMARY OF SIGNIFICANT ACCOUNTING POLICIES (Continued)

#### Restricted cash

As of December 31, 2024 and 2025, substantially all of the Group’s restricted cash was held by financial institutions located in Chinese mainland and mainly represents cash secured to guarantee certain payables to suppliers.

#### Short-term investments

The Group’s short-term investments comprise primarily of cash deposits at fixed rates and structured deposits with original maturities of greater than three months, but less than twelve months. The Group elects the fair value option to measure and record these structured deposits in accordance with ASC Topic 825, *Financial Instruments* (“ASC 825”). The Group believes the fair value option election creates more transparency of the current value of these structured deposits. Change in the fair value are recognized in “Other loss, net” in the consolidated statements of comprehensive loss.

#### Non-controlling interests

A non-controlling interest is recognized to reflect the portion of subsidiaries’ equity which is not attributable, directly or indirectly, to the Group. Consolidated net loss on the consolidated statements of comprehensive loss includes the net loss attributable to non-controlling interests. The cumulative results of operations attributable to non-controlling interests are recorded as “non-controlling interests” in the Group’s consolidated balance sheets.

#### Equity investments

##### a) *Equity investments with readily determinable fair value*

Equity investments with readily determinable fair value, except for those accounted for under the equity method and those that result in consolidation of the investee, are measured at fair value, and any changes in fair value are recognized in the consolidated statements of comprehensive loss.

In 2022, the Group purchased equity interest of a company listed on the Hong Kong Stock Exchange and disposed in November 2024. Unrealized losses for the equity investments with readily determinable fair value were recorded in “Other loss, net” on the consolidated statements of comprehensive loss.

## Notes to the Consolidated Financial Statements

(Amounts in thousands of Renminbi (“RMB”) and U.S. dollars (“US\$”)  
except for number of shares and per share data)

### 2. SUMMARY OF SIGNIFICANT ACCOUNTING POLICIES (Continued)

#### Equity investments (Continued)

##### *b) Equity investments without readily determinable fair value*

The Group’s equity investments without readily determinable fair value are primarily long-term investments in unlisted companies based in Chinese mainland that are not in-substance common stock. For equity investments without readily determinable fair value and do not qualify for the existing practical expedient in ASC 820, Fair Value Measurements and Disclosures (“ASC 820”) to estimate fair value using the net asset value per share (or its equivalent) of the investment, the Group elected to use the measurement alternative to measure all its investments at cost, less any impairment, plus or minus changes resulting from observable price changes in orderly transactions for identical or similar investments of the same issuer, if any.

The Group makes a qualitative assessment of whether the equity investments are impaired at each reporting date. If a qualitative assessment indicates that the investment is impaired, the Group estimates the investment’s fair value in accordance with the principles of ASC 820. If the fair value is less than the investment’s carrying value, the Group recognizes an impairment loss in the statements of comprehensive loss equal to the difference between the carrying value and fair value.

##### *c) Equity method investments*

The Group’s investment in common stock or in-substance common stock in entity in which it can exercise significant influence but does not own a majority equity interest or control are accounted for using the equity method of accounting and classified as “equity method investments” in accordance with ASC Subtopics 323-10 (“ASC 323-10”), *Investments-Equity Method and Joint Ventures: Overall*. The Group subsequently adjusts the carrying amount of the investment to recognize the Group’s proportionate share of equity investment’s profit or loss. The Group evaluates the equity method investment for impairment under ASC 323-10. An impairment loss on the equity method investments is recognized when the decline in value is determined to be other-than-temporary.

In April 2023, the Group acquired 49% equity interests in an equity investment which it can exercise significant influence over the investee, and therefore, the Group accounts for such investment as an equity method investment in accordance with ASC 323.

## Notes to the Consolidated Financial Statements

(Amounts in thousands of Renminbi (“RMB”) and U.S. dollars (“US\$”)  
except for number of shares and per share data)

### 2. SUMMARY OF SIGNIFICANT ACCOUNTING POLICIES (Continued)

#### Equity investments (Continued)

##### c) Equity method investments (Continued)

The total carrying value of equity investments held were as follows:

	For the year ended December 31			
	2023 RMB	2024 RMB	2025 RMB	2025 US\$
<b>Equity investments without readily determinable fair value:</b>				
Initial cost basis	124,196	124,196	124,196	17,760
Cumulative unrealized gains	119,245	119,245	119,245	17,052
Cumulative unrealized losses (including impairment)	(28,522)	(28,522)	(28,522)	(4,079)
Foreign currency translation	979	2,066	815	117
	<u>215,898</u>	<u>216,985</u>	<u>215,734</u>	<u>30,850</u>
<b>Equity investment with readily determinable fair value:</b>				
Initial cost basis	42,437	–	–	–
Cumulative unrealized losses	(12,469)	–	–	–
Cumulative realized gain	100	–	–	–
Foreign currency translation	205	–	–	–
	<u>30,273</u>	<u>–</u>	<u>–</u>	<u>–</u>
<b>Equity method investment</b>				
Initial cost basis	12,070	14,840	14,840	2,122
Share of profit from equity method investment	1,689	2,357	3,592	513
	<u>13,759</u>	<u>17,197</u>	<u>18,432</u>	<u>2,635</u>
Total carrying value	<u>259,930</u>	<u>234,182</u>	<u>234,166</u>	<u>33,485</u>

## Notes to the Consolidated Financial Statements

(Amounts in thousands of Renminbi (“RMB”) and U.S. dollars (“US\$”)  
except for number of shares and per share data)

### 2. SUMMARY OF SIGNIFICANT ACCOUNTING POLICIES (Continued)

#### Fair value measurements

Financial instruments of the Group primarily include cash and cash equivalents, restricted cash, short-term investments, certain other liabilities, amounts due from and due to related parties, short-term borrowings and long-term borrowings. The carrying amounts of the borrowings approximate to their fair values due to the fact that the related interest rates approximate the interest rates currently offered by financial institutions for similar debt instruments of comparable maturities. The carrying amounts of the remaining financial instruments approximate to their fair values because of their short-term maturities.

The Group applies ASC 820 in measuring fair value. ASC 820 defines fair value, establishes a framework for measuring fair value and requires disclosures to be provided on fair value measurement. ASC 820 establishes a three-tier fair value hierarchy, which prioritizes the inputs used in measuring fair value as follows:

Level 1 – Observable inputs that reflect quoted prices (unadjusted) for identical assets or liabilities in active markets.

Level 2 – Include other inputs that are directly or indirectly observable in the marketplace.

Level 3 – Unobservable inputs which are supported by little or no market activity.

ASC 820 describes three main approaches to measuring the fair value of assets and liabilities: (1) market approach; (2) income approach and (3) cost approach. The market approach uses prices and other relevant information generated from market transactions involving identical or comparable assets or liabilities. The income approach uses valuation techniques to convert future amounts to a single present value amount. The measurement is based on the value indicated by current market expectations about those future amounts. The cost approach is based on the amount that would currently be required to replace an asset.

## Notes to the Consolidated Financial Statements

(Amounts in thousands of Renminbi (“RMB”) and U.S. dollars (“US\$”)  
except for number of shares and per share data)

### 2. SUMMARY OF SIGNIFICANT ACCOUNTING POLICIES (Continued)

#### Fair value measurements (Continued)

##### a) Assets and liabilities measured at fair value on a recurring basis

	Total Fair Value RMB	Quoted prices in active markets for identical assets (Level 1) RMB	Significant other observable inputs (Level 2) RMB	Significant unobservable inputs (Level 3) RMB	Total gain (loss) RMB
<b>As of December 31, 2024</b>					
Structured deposits	90,422	–	90,422	–	422

The fair values of the Group’s structured deposits are determined based on the observable market inputs such as yield curves, credit spreads, or quoted price from the issuers (Level 2). For the year ended December 31, 2024, the Group recognized a gain of RMB422 resulting from changes in fair value in the consolidated statements of comprehensive loss.

##### b) Assets and liabilities measured at fair value on a non-recurring basis

	Total Fair Value RMB	Quoted prices in active markets for identical assets (Level 1) RMB	Significant other observable inputs (Level 2) RMB	Significant unobservable inputs (Level 3) RMB	Total losses RMB
<b>As of December 31, 2024</b>					
Long-lived assets in public cloud asset group as of September 30, 2024 (Note 7)	4,894,018	–	–	4,894,018	(919,724)

As of December 31, 2025, the Group did not have any assets or liabilities that were measured at fair value on a non-recurring basis.

## Notes to the Consolidated Financial Statements

(Amounts in thousands of Renminbi (“RMB”) and U.S. dollars (“US\$”)  
except for number of shares and per share data)

### 2. SUMMARY OF SIGNIFICANT ACCOUNTING POLICIES (Continued)

#### Accounts receivable and contract assets, net

The Group maintains an allowance for credit losses in accordance with ASC 326, *Credit Losses* (“ASC 326”) and records the allowance for credit losses as an offset to accounts receivable and contract assets, and the estimated credit losses charged to the allowance is classified as “General and administrative expenses” in the consolidated statements of comprehensive loss. The Group assesses collectability by reviewing accounts receivable and contract assets on a collective basis where similar characteristics exist and on an individual basis when the Group identifies specific customers with known disputes or collectability issues. In determining the amount of the allowance for credit losses, the Group considers historical collectability based on past due status, the age of the accounts receivable and contract assets balances, credit quality of the Group’s customers based on ongoing credit evaluations, current economic conditions, reasonable and supportable forecasts of future economic conditions, and other factors that may affect the Group’s ability to collect from customers.

#### Property and equipment, net

Property and equipment are stated at cost and are depreciated using the straight-line method over the estimated useful lives of the assets. Property and equipment under finance leases are depreciated on a straight-line basis over the shorter of the estimated useful life of the leased assets or the lease term. Estimated useful lives for the property and equipment are as follows:

Category	Estimated Useful Life
Electronic equipment	3-5 years
Office equipment and fixtures	5 years
Data center machinery and equipment	10 years
Building	50 years

Repair and maintenance costs are charged to expenses as incurred, whereas the cost of renewals and betterments that extend the useful lives of property and equipment are capitalized as additions to the related assets. Retirements, sales and disposals of assets are recorded by removing the cost and accumulated depreciation from the asset and accumulated depreciation accounts with any resulting gain or loss reflected in the consolidated statements of comprehensive loss.

Direct costs that are related to the construction of property and equipment, and are incurred in connection with bringing the assets to their intended use are capitalized as construction in progress. Construction in progress is transferred to specific property and equipment, and the depreciation of these assets commences when the assets are ready for their intended use.

## Notes to the Consolidated Financial Statements

(Amounts in thousands of Renminbi (“RMB”) and U.S. dollars (“US\$”)  
except for number of shares and per share data)

### 2. SUMMARY OF SIGNIFICANT ACCOUNTING POLICIES (Continued)

#### Intangible assets

Intangible assets are carried at cost less accumulated amortization and any recorded impairment. Intangible assets acquired in a business combination were recognized initially at fair value at the date of acquisition. Intangible assets with finite useful lives are amortized using a straight-line method of amortization that reflects the estimated pattern in which the economic benefits of the intangible assets are to be consumed. The estimated useful lives for the intangible assets are as follows:

Category	Estimated Useful Life
Customer relationships	6 years
Patents and technologies	6-10 years
Trademarks and domain names	10 years
Software and copyrights	3-10 years
Others	3 years

If an intangible asset is determined to have an indefinite life, it should not be amortized until its useful life is determined to be no longer indefinite.

#### Impairment of long-lived assets

The Group evaluates its long-lived assets for impairment whenever events or changes in circumstances, indicate that the carrying amount of long-lived assets in an asset group may not be fully recoverable. When these events occur, the Group evaluates the recoverability of long-lived assets by comparing the carrying amount of the assets to the future undiscounted cash flows expected to result from the use of the assets and their eventual disposition. If the sum of the expected undiscounted cash flows is less than the carrying amount of the assets, the Group recognizes an impairment loss based on the excess of the carrying amount of the assets over their fair value.

In consideration of the continuous declines in public cloud service revenue as result of the Group’s partial scale-down of its content delivery network (“CDN”) services, the Group performed recoverability tests and the results indicated that long-lived assets associated with the public cloud asset group were not recoverable during the year ended December 31, 2024. As the estimated fair value of these assets was below their carrying value, the Group recognized a total of RMB919,724 of impairment loss on its long-lived assets for the year ended December 31, 2024. The Group determines the fair value of the asset group using the discounted cash flows method with the assistance of an independent third-party valuation firm. The significant assumptions used in the discounted cash flows included revenue growth rates for public cloud services, IDC costs, and discount rate, all of which were classified as level 3 inputs under the fair value hierarchy.

For the year ended December 31, 2025, the Group performed recoverability tests using the undiscounted cash flows method, and concluded that the long-lived assets were recoverable. As such, the Group did not recognize any impairments of long-lived assets for the year ended December 31, 2025.

## Notes to the Consolidated Financial Statements

(Amounts in thousands of Renminbi (“RMB”) and U.S. dollars (“US\$”) except for number of shares and per share data)

### 2. SUMMARY OF SIGNIFICANT ACCOUNTING POLICIES (Continued)

#### Impairment of long-lived assets (Continued)

The discounted cash flows method used in calculating the fair value of the asset group is a widely used valuation mode.

The following table sets forth the range of significant assumptions used in long-lived assets impairment assessment for the years ended December 31, 2024 and 2025

	<b>December 31, 2025</b>	September 30, 2024
Public Cloud services revenue growth rates	<b>(2.39%)-15.65%</b>	8.20%-21.16%
IDC costs as a percentage of public cloud services revenue	<b>28.82%-43.65%</b>	42.96%-58.08%
Discount rate	<b>N/A</b>	12.5%

#### Segment reporting

The Group’s chief operating decision maker (“CODM”) has been identified as the Chief Executive Officer who reviews the consolidated results of operations when making decisions about allocating resources and assessing performance of the Group as a whole and hence, the Group has only one operating segment. The CODM uses consolidated net loss to assess financial performance and allocate resources. The CODM considers budget to actual comparisons of consolidated net loss on a regular basis when assessing the operating results and making resource decisions to improve profitability. The CODM also uses the budget to actual comparisons of consolidated net loss to make decisions aligned with the Group’s strategic initiatives and capital allocation priorities. Significant expenses reviewed by the CODM include those that are presented in the consolidated statements of comprehensive loss. The measure of segment assets is reported on the consolidated balance sheet as total consolidated assets.

A majority of the Group’s revenues were generated from Chinese mainland and a majority of the long-lived assets of the Group are located in Chinese mainland, and therefore, no geographical segments are presented.

#### Goodwill

Goodwill represents the excess of the purchase price over the fair value of the identifiable net assets acquired in a business combination. Goodwill is allocated to the reporting units of the Group that are expected to benefit from the synergies of the business combination based on the estimated fair value at the date of acquisition. A reporting unit is defined as an operating segment or one level below an operating segment referred to as a component. The Group determines reporting units by first identifying its operating segments, and then assesses whether any components of these segments constituted a business for which discrete financial information is available and where the segment manager regularly reviews the operating results of that component. As of December 31, 2024 and 2025, the Group had two reporting units, consisting of Cloud service and solutions and Cloud-based digital solution and services. Because, except for those two reporting units identified, other components below the consolidated level either did not have discrete financial information or their operating results were not regularly reviewed by the segment manager.

## Notes to the Consolidated Financial Statements

(Amounts in thousands of Renminbi (“RMB”) and U.S. dollars (“US\$”)  
except for number of shares and per share data)

### 2. SUMMARY OF SIGNIFICANT ACCOUNTING POLICIES (Continued)

#### Goodwill (Continued)

The Group assesses goodwill for impairment in accordance with ASC 350-20, *Intangibles – Goodwill and Other: Goodwill* (“ASC 350-20”), which requires goodwill to be tested for impairment at the reporting unit level at least annually and more frequently upon the occurrence of certain events. The Group has the option to assess qualitative factors first to determine whether it is necessary to perform the quantitative test in accordance with ASC 350-20. In the qualitative assessment, the Group considers primary factors such as industry and market considerations, overall financial performance of the reporting unit, and other specific information related to the operations. The Group also considers the last quantitative assessment completed. If the Group believes, as a result of the qualitative assessment, that it is more-likely-than-not that the fair value of the reporting unit is less than its carrying amount, the quantitative impairment test is required. Otherwise, no further testing is required. The quantitative impairment test compares the fair value of the reporting unit with its carrying amount, including goodwill. If the carrying amount of a reporting unit exceeds its fair value, an impairment loss will be recognized in an amount equal to that excess.

#### Revenue recognition

The Group applies the five-step model outlined in ASC 606, *Revenue from Contracts with Customers* (“ASC 606”), and accounts for a contract when it has approval and commitment from the customer, the rights of the parties are identified, payment terms are identified, the contract has commercial substance and collectability of consideration is probable.

Revenue is allocated to each performance obligation based on its standalone selling price. The Group generally determines standalone selling prices based on observable prices. If the standalone selling price is not observable through past transactions, the Group estimates the standalone selling price based on multiple factors, including, but not limited to, historical discounting trends for services, gross margin objectives, internal costs, and industry technology life cycles. Timing of revenue recognition may differ from the timing of invoicing to customers. For certain revenue contracts, customers are required to pay before the services are delivered to the customer. The Group recognizes a contract asset or a contract liability in the consolidated balance sheets, depending on the relationship between the entity’s performance and the customer’s payment. Contract liabilities represent the excess of payments received as compared to the consideration earned and are reflected in “Accrued expenses and other current liabilities” in the Group’s consolidated balance sheets. Contract assets primarily relate to the Group’s rights to consideration for work completed in relation to its services performed but not billed at the reporting date and are reflected in “Prepayments and other assets” in the Group’s consolidated balance sheets. The contract assets are transferred to the receivables when the rights become unconditional. For the contract that contains significant financing component, the transaction price is adjusted for the effects of the time value of money which is equivalent to the amounts charged in separate financing transaction between the Group and its customer at contract inception. For a contract where the period between the payment by the customer and the transfer of the promised goods or services is one year or less, the transaction price is not adjusted for the effects of a significant financing component, using the practical expedient in ASC 606. Pursuant to ASC 606-10-32-2A, the Group also elected to exclude sales taxes and other similar taxes from the measurement of the transaction price. Therefore, revenues are recognized net of value added taxes (“VAT”) and surcharges.

## Notes to the Consolidated Financial Statements

(Amounts in thousands of Renminbi (“RMB”) and U.S. dollars (“US\$”)  
except for number of shares and per share data)

### 2. SUMMARY OF SIGNIFICANT ACCOUNTING POLICIES (Continued)

#### Public cloud services

The Group provides integrated cloud-based services including cloud computing, storage and delivery. Substantially all of the Group’s public cloud service revenue is recognized on a monthly basis based on utilization and duration. The nature of the Group’s performance obligation is a single performance obligation under these contracts to stand ready to provide an unspecified quantity of integrated cloud-based services each day throughout the contract period. The Group uses monthly utilization records, an output measure, to recognize revenue over time as it most faithfully depicts the simultaneous consumption and delivery of services. At the end of each month, the transaction consideration is fixed based on utilization records and no variable consideration exists.

The Group also generates public cloud service revenue from prepaid subscription packages which are recognized ratably over the fixed subscription period.

#### Enterprise cloud services

The Group provides comprehensive customized cloud-based and enterprise digital solutions, which are typically completed within twelve months (“Solutions”). The components within the Solutions are not distinct within the context of the contract because they are considered highly interdependent, and the customer can only benefit from these components in conjunction with one another as a two-way dependency exists. In connections with Solutions, the Group also provides post-delivery maintenance and upgrade services that are mainly technical support services performed by the Group’s technical support team. Therefore, the arrangement has three performance obligations, the Solutions, maintenance and upgrades. Revenue allocated to the Solutions is recognized over time if one of the following criteria is met: (i) the customer simultaneously receives and consumes the benefits as the Group performs; (ii) the Group’s performance creates or enhances an asset that the customer controls as the asset is created or enhanced; or (iii) the asset delivered has no alternative use and the Group has an enforceable right to payment for performance completed to date. Otherwise, revenue is recognized at a point in time when a customer obtains control of a promised asset or service and the Group satisfies its performance obligation, i.e. upon customer acceptance of the Solutions. Revenue allocated to upgrades is recognized at a point in time upon delivery of the specified upgrade. Revenue allocated to maintenance is recognized over time because the customer simultaneously receives and consumes the benefits as the Group performs throughout a fixed term. Revenue allocated to maintenance and upgrades during the periods presented was immaterial.

The Group also provides enterprise digital services. The series of enterprise digital services are substantially the same from day to day, and each day of the service is considered to be distinct and separately identifiable as it benefits the customer daily. Further, the uncertainty related to the service consideration is resolved on a daily basis as the Group satisfies its obligation to perform enterprise digital service daily with enforceable right to payment for performance completed to date. Thus, revenue is recognized as service is performed and the customer simultaneously receives and consumes the benefits from the service daily.

## Notes to the Consolidated Financial Statements

(Amounts in thousands of Renminbi (“RMB”) and U.S. dollars (“US\$”)  
except for number of shares and per share data)

### 2. SUMMARY OF SIGNIFICANT ACCOUNTING POLICIES (Continued)

#### Cost of revenue

Cost of revenues primarily includes bandwidth and internet data center costs (“IDC costs”), depreciation expense of electronic equipment, data center machinery and equipment, salaries and benefits for employees directly involved in revenue generation activities, and other expenses directly attributable to the provision of services.

#### Research and development

Research and development expenses primarily consist of payroll and related expenses for employees and third-party service provider costs in the development for new products and services. The Group expenses research and development costs as they are incurred.

#### Advertising expenditures

Advertising costs are expensed when incurred and are included in selling and marketing expenses in the consolidated statements of comprehensive loss. For the years ended December 31, 2023, 2024 and 2025, the advertising expenses were RMB9,114, RMB4,691 and RMB6,409 (US\$917), respectively.

#### Government grants

Government grants, which mainly represent amounts received from central and local governments in connection with the Company’s investments in local business districts and contributions to technology development, are recognized as income in “Other income (expenses), net” or as a reduction of specific costs and expenses for which the grants are intended to compensate. Such amounts are recognized in the consolidated income statements upon receipt and when all conditions attached to the grants are probable fulfilled.

Government grants related to assets are recognized as a reduction of the carrying amount of the related asset when all conditions attached to the grants are probable fulfilled and are recognized in the consolidated income statements as a reduction of related depreciation or amortization expense over the estimated useful live of the related asset on a straight-line method.

#### Leases

The Group determines if an arrangement is a lease or contains a lease at lease inception. For certain class of underlying asset, the Group accounts for the lease and non-lease components as a single lease component. Lease terms are based on the non-cancelable term of the lease and may contain options to extend the lease when it is reasonably certain that the Group will exercise that option. The Group recognizes a right-of-use asset and a lease liability on the consolidated balance sheets based on the present value of the lease payments over the lease term at commencement date. Variable lease payments that do not depend on an index or a rate are not included in the lease payments and are recognized in earnings in the period in which the event or condition that triggers the payment occurs. The Group has also elected the practical expedient for the short-term lease exemption for contracts with lease terms of 12 months or less.

## Notes to the Consolidated Financial Statements

(Amounts in thousands of Renminbi (“RMB”) and U.S. dollars (“US\$”) except for number of shares and per share data)

### 2. SUMMARY OF SIGNIFICANT ACCOUNTING POLICIES (Continued)

#### Leases (Continued)

Operating lease expense is recorded on a straight-line basis over the lease term. Finance lease right-of-use assets are depreciated on a straight-line basis over the lesser of the useful life of the leased assets or the lease term. Interests on finance lease liabilities are determined as the amount that results in a constant periodic discount rate on the remaining balance of the liability. Finance lease right-of-use assets are included in “Property and equipment, net” in the consolidated balance sheets. Current and non-current portions of finance lease liabilities are included in “Accrued expenses and other current liabilities” and “Other liabilities”, respectively, in the consolidated balance sheets.

As most of the Group’s leases do not provide an implicit rate, the Group estimates its incremental borrowing rate based on the information available at the commencement date in determining the present value of lease payments. The incremental borrowing rate is estimated to approximate the interest rate on a collateralized basis with similar terms and payments, and in economic environments where the leased asset is located.

#### Comprehensive loss

Comprehensive loss is defined as the changes in equity of the Group during a period from transactions and other events and circumstances excluding transactions resulting from investments by shareholders and distributions to shareholders. Among other disclosures, ASC 220, *Comprehensive Income*, requires that all items that are required to be recognized under current accounting standards as components of comprehensive loss be reported in a financial statement that is displayed with the same prominence as other financial statements. For each of the periods presented, the Group’s comprehensive loss includes net loss and foreign currency translation adjustments and is presented in the consolidated statements of comprehensive loss.

#### Income taxes

The Group follows the liability method of accounting for income taxes in accordance with ASC 740, *Income Taxes* (“ASC 740”). Under this method, deferred tax assets and liabilities are determined based on the difference between the financial reporting and tax bases of assets and liabilities using enacted tax rates that will be in effect in the period in which the differences are expected to reverse. The Group records a valuation allowance to offset deferred tax assets if based on the weight of available evidence, it is more-likely-than-not that some portion, or all, of the deferred tax assets will not be realized. The effect on deferred taxes of a change in tax rate is recognized in tax expense in the period that includes the enactment date of the change in tax rate.

The Group accounted for uncertainties in income taxes in accordance with ASC 740. Interest and penalties arising from underpayment of income taxes shall be computed in accordance with the related tax laws of Chinese mainland. The amount of interest expense is computed by applying the applicable statutory rate of interest to the difference between the tax position recognized and the amount previously taken or expected to be taken in a tax return. Interest and penalties recognized in accordance with ASC 740 are classified in the consolidated statements of comprehensive loss as income tax expense.

## Notes to the Consolidated Financial Statements

(Amounts in thousands of Renminbi (“RMB”) and U.S. dollars (“US\$”)  
except for number of shares and per share data)

### 2. SUMMARY OF SIGNIFICANT ACCOUNTING POLICIES (Continued)

#### Income taxes (Continued)

In accordance with the provisions of ASC 740, the Group recognizes in its consolidated financial statements the impact of a tax position if a tax return position or future tax position is “more likely than not” to prevail based on the facts and technical merits of the position. Tax positions that meet the “more likely than not” recognition threshold are measured at the largest amount of tax benefit that has a greater than fifty percent likelihood of being realized upon settlement. The Group’s estimated liability for unrecognized tax benefits that, if any, will be recorded in “Other liabilities” in the accompanying consolidated financial statements is periodically assessed for adequacy and may be affected by changing interpretations of laws, rulings by tax authorities, changes and/or developments with respect to tax audits, and expiration of the statute of limitations. The actual benefits ultimately realized may differ from the Group’s estimates. As each audit is concluded, adjustments, if any, are recorded in the Group’s consolidated financial statements. Additionally, in future periods, changes in facts, circumstances, and new information may require the Group to adjust the recognition and measurement estimates with regard to individual tax positions. Changes in recognition and measurement estimates are recognized in the period in which the changes occur.

The Group adopted Accounting Standards Update (“ASU”) 2023-09, *Income Taxes (Topic 740): Improvements to Income Tax Disclosures* (“ASU 2023-09”) on January 1, 2025 on a prospective basis, which requires disaggregated information about a reporting entity’s effective tax rate reconciliation as well as additional information on income taxes paid.

#### Share-based compensation

The Group applies ASC 718, *Compensation – Stock Compensation* (“ASC 718”), to account for its employee share-based payments. In accordance with ASC 718, the Group determines whether an award should be classified and accounted for as a liability award or equity award. All the Group’s share-based awards to employees are classified as equity awards and are recognized in the consolidated financial statements based on their grant date fair values.

The Group uses the accelerated method for all awards granted with graded vesting based on service conditions, and elects to account for forfeitures as they occur. For share options, the Group, with the assistance of an independent third-party valuation firm, determined the fair value of the share-based awards granted to employees. The binomial option pricing model was applied in determining the estimated fair value of the options granted to employees. For restricted share units, the Group recognizes the estimated compensation cost based on the fair value of its ordinary shares on the date of the grant.

#### Treasury shares

Treasury shares represent ordinary shares repurchased by the Company that are no longer outstanding and are held by the Company. Treasury shares are accounted for under the cost method. Under this method, repurchase of ordinary shares was recorded as treasury shares at historical purchase price.

## Notes to the Consolidated Financial Statements

(Amounts in thousands of Renminbi (“RMB”) and U.S. dollars (“US\$”)  
except for number of shares and per share data)

### 2. SUMMARY OF SIGNIFICANT ACCOUNTING POLICIES (Continued)

#### Loss per share

In accordance with ASC 260, *Earnings Per Share* (“ASC 260”), basic loss per share is computed by dividing the net loss attributable to ordinary shareholders by the weighted average number of ordinary shares outstanding during the year. Diluted loss per share is calculated by dividing net loss attributable to ordinary shareholders as adjusted for the effect of dilutive ordinary equivalent shares, if any, by the weighted average number of ordinary and dilutive ordinary equivalent shares outstanding during the period.

For the years ended December 31, 2023, 2024 and 2025, ordinary equivalent shares consist of ordinary shares issuable upon the exercise of share options and vesting of awarded shares. Ordinary equivalent shares are excluded from the computation of diluted per share if their effects would be anti-dilutive.

#### Employee benefit expenses

All eligible employees of the Group are entitled to staff welfare benefits including medical care, welfare grants, unemployment insurance and pension benefits through a Chinese mainland government-mandated multi-employer defined contribution plan. The Group is required to accrue for these benefits based on certain percentages of the qualified employees’ salaries. The Group is required to make contributions to the plans out of the amounts accrued. The Chinese mainland government is responsible for the medical benefits and the pension liability to be paid to these employees and the Group’s obligations are limited to the amounts contributed. The Group has no further payment obligations once the contributions have been paid.

The Group recorded employee benefit expenses of RMB389,146, RMB433,805 and RMB464,752 (US\$66,459) for the years ended December 31, 2023, 2024 and 2025, respectively.

#### Recent accounting pronouncements

In December 2024, the FASB issued ASU 2024-03, *Disaggregation of Income Statement Expenses* (“ASU 2024-03”), which requires additional disclosures about specific types of expenses included in the expense captions presented on the face of the income statement as well as disclosures about selling expenses. In January 2025, the FASB issued ASU 2025-01, which clarifies the effective date of ASU 2024-03. ASU 2024-03 is effective for public business entities for annual reporting periods beginning after December 15, 2026, and interim reporting periods within annual reporting periods beginning after December 15, 2027. Early adoption is permitted. This ASU should be applied prospectively with the option to apply the standard retrospectively. The Group is currently evaluating the impact of this new standard on its consolidated financial statements.

In July 2025, the FASB issued ASU 2025-05, *Financial Instruments – Credit Losses (Topic 326): Measurement of Credit Losses for Accounts Receivable and Contract Assets* (“ASU 2025-05”), which provide (1) all entities with a practical expedient and (2) entities other than public business entities with an accounting policy election when estimating expected credit losses for current accounts receivable and current contract assets arising from transactions accounted for under Topic 606. An entity can elect a practical expedient to assume that the current conditions as of the balance sheet date will remain unchanged for the remaining life of the assets when estimating expected credit losses. ASU 2025-05 is effective for fiscal years beginning after December 15, 2025, and interim reporting periods within those fiscal years. Early adoption is permitted. This ASU should be applied prospectively. The Group does not expect the adoption of the accounting standard updates would have a material impact on its consolidated financial statements.

## Notes to the Consolidated Financial Statements

(Amounts in thousands of Renminbi (“RMB”) and U.S. dollars (“US\$”)  
except for number of shares and per share data)

### 2. SUMMARY OF SIGNIFICANT ACCOUNTING POLICIES (Continued)

#### Recent accounting pronouncements (Continued)

In September 2025, the FASB issued ASU 2025-06, *Intangibles: Goodwill and Other-Internal-Use Software (Subtopic 350-40): Targeted Improvements to the Accounting for Internal-Use Software* (“ASU 2025-06”). The guidance modernizes the accounting for software costs and enhances the transparency about an entity’s software costs. The guidance is effective for the fiscal years beginning after December 15, 2027 and for interim periods within those fiscal years. This ASU can be applied prospectively, retrospectively, or under a modified transition approach. The Company is currently evaluating the impact of the new standard and does not expect to have a material impact on its consolidated financial statements resulting from adoption of the new standard.

In December 2025, the FASB issued ASU 2025-10, *Government Grants (Topic 832): Accounting for Government Grants Received by Business Entities* (“ASU 2025-10”), to improve generally accepted accounting principles by establishing authoritative guidance on the accounting for government grants received by business entities. The amendments establish the accounting for a government grant received by a business entity, including guidance for (1) a grant related to an asset and (2) a grant related to income. The guidance is effective for fiscal years beginning after December 15, 2028, with early adoption permitted, and it can be applied using one of the following approaches: (1) a modified prospective approach; (2) a modified retrospective approach and (3) a retrospective approach to all government grants. The Group is currently evaluating the impact of this new standard on its consolidated financial statements.

### 3. CONCENTRATION OF RISKS

#### Concentration of credit risk

Assets that potentially subject the Group to significant concentration of credit risk primarily consist of cash and cash equivalents, restricted cash, short-term investments, accounts receivable and contract assets. The carrying amounts of these assets represent the Group’s maximum exposure to credit risk. The Group expects that there is no significant credit risk associated with cash and cash equivalents, restricted cash and short-term investments, which were held by reputable financial institutions in the jurisdictions where the Company, its subsidiaries, the VIEs and the subsidiaries of VIEs are located. The Group believes that it is not exposed to unusual risks as these financial institutions have high credit quality.

Accounts receivable and contract assets are typically unsecured and are derived from revenues earned from reputable customers. As of December 31, 2024, the Group had one customer accounted for more than 10% of the total accounts receivable balance. As of December 31, 2025, the Group had no customers accounted for more than 10% of the total accounts receivable balances. As of December 31, 2024, the Group had one customer accounted for more than 10% of the total contract assets balance. As of December 31, 2025, the Group had two customers accounted for more than 10% of the total contract assets balances. The risks with respect to accounts receivable and contract assets are mitigated by credit evaluations the Group performs on its customers and its ongoing monitoring process of outstanding balances.

## Notes to the Consolidated Financial Statements

(Amounts in thousands of Renminbi (“RMB”) and U.S. dollars (“US\$”)  
except for number of shares and per share data)

### 3. CONCENTRATION OF RISKS (Continued)

#### **Business, customer, political, social and economic risks**

The Group participates in a dynamic and competitive high technology industry and believes that changes in any of the following areas could have a material adverse effect on the Group’s future financial position, results of operations or cash flows: changes in the overall demand for services; competitive pressures due to existing competitors; new trends in new technologies and industry standards; control of telecommunication infrastructures by local regulators and industry standards; changes in certain strategic relationships or customer relationships; regulatory considerations; and risks associated with the Group’s ability to attract and retain employees necessary to support its growth. The Group’s operations could be adversely affected by significant political, economic and social uncertainties in Chinese mainland.

Revenue from two customers accounted for 15% and 12%, respectively, of total revenues during the year ended December 31, 2023. Revenue from two customers accounted for 16% and 10%, respectively, of total revenues during the year ended December 31, 2024. Revenue from two customers accounted for 23% and 12%, respectively, of total revenues during the year ended December 31, 2025.

#### **Currency convertibility risk**

The Group transacts a majority of its business in RMB, which is not freely convertible into foreign currencies. On January 1, 1994, the Chinese mainland government abolished the dual rate system and introduced a single rate of exchange as quoted daily by the PBOC. However, the unification of the exchange rates does not imply that the RMB may be readily convertible into United States dollars or other foreign currencies. All foreign exchange transactions continue to take place either through the PBOC or other banks authorized to buy and sell foreign currencies at the exchange rates quoted by the PBOC. Approval of foreign currency payments by the PBOC or other institutions requires submitting a payment application form together with suppliers’ invoices, shipping documents and signed contracts. Additionally, the value of the RMB is subject to changes in central government policies and international economic and political developments affecting supply and demand in Chinese mainland foreign exchange trading system market.

The Group has not made any foreign currency payments that are subject to approval by the PBOC or other institutions during the periods presented. While the Group’s Chinese mainland subsidiaries, VIEs and subsidiaries of the VIEs have not converted cash and cash equivalents in RMB to a foreign currency for the periods presented, they plan to convert in the future to repay the amounts owed by the Company’s subsidiary.

#### **Foreign currency exchange rate risk**

From July 21, 2005, the RMB is permitted to fluctuate within a narrow and managed band against a basket of certain foreign currencies. For RMB against U.S. dollar, there were depreciations of approximately 2.9% and 2.8% during the years ended December 31, 2023 and 2024, respectively. However, there was appreciation of 4.2% during the year ended December 31, 2025. It is difficult to predict how market forces or Chinese mainland or U.S. government policy may impact the exchange rate between the RMB and the U.S. dollar in the future.

## Notes to the Consolidated Financial Statements

(Amounts in thousands of Renminbi (“RMB”) and U.S. dollars (“US\$”)  
except for number of shares and per share data)

### 3. CONCENTRATION OF RISKS (Continued)

#### Foreign currency exchange rate risk (Continued)

To the extent that the Group needs to convert the U.S. dollar into RMB for capital expenditures and working capital and other business purposes, appreciation of RMB against the U.S. dollar would have an adverse effect on the RMB amount the Group would receive from the conversion. Conversely, if the Group decides to convert RMB into the U.S. dollar for the purpose of making payments for dividends on ordinary shares, strategic acquisitions or investments or other business purposes, appreciation of the U.S. dollar against RMB would have a negative effect on the U.S. dollar amount available to the Group. In addition, a significant depreciation of the RMB against the U.S. dollar may significantly reduce the U.S. dollar equivalent of the Group’s earnings or losses.

### 4. REVENUES, OTHER LOSS, NET AND OTHER INCOME (EXPENSES), NET

The following table presents the Group’s revenues from contracts with customers disaggregated by material revenue category:

	For the year ended December 31			
	2023 RMB	2024 RMB	2025 RMB	2025 US\$
Public cloud services recognized over time	4,381,741	5,007,251	6,633,492	948,577
Enterprise cloud services:				
Recognized at a point in time	580,741	537,323	299,924	42,889
Recognized over time	2,083,252	2,240,454	2,625,203	375,398
	2,663,993	2,777,777	2,925,127	418,287
Other services recognized over time	1,727	152	–	–
	7,047,461	7,785,180	9,558,619	1,366,864

The transaction prices allocated to the remaining performance obligations (unsatisfied or partially unsatisfied) as of December 31, 2025 are primarily related to enterprise cloud services and others, which are as follows:

	RMB	US\$
Within one year	123,817	17,706
More than one year	67,963	9,719
Total	191,780	27,425

## Notes to the Consolidated Financial Statements

(Amounts in thousands of Renminbi (“RMB”) and U.S. dollars (“US\$”)  
except for number of shares and per share data)

### 4. REVENUES, OTHER LOSS, NET AND OTHER INCOME (EXPENSES), NET (Continued)

Contract liabilities relate to contracts where the Group received payments but has not yet satisfied the related performance obligations. The advance consideration received from customers for the services is a contract liability until services are provided to the customer.

	For the year ended December 31			
	2023 RMB	2024 RMB	2025 RMB	2025 US\$
Revenue recognized from amounts included in contract liabilities at the beginning of the period	233,143	234,643	82,193	11,753

The following table presents the Group’s other loss, net:

	For the year ended December 31			
	2023 RMB	2024 RMB	2025 RMB	2025 US\$
Share of income from an equity method investment	1,689	668	1,235	177
Gross unrealized loss (including impairment) on equity investments held	(26,051)	(10,568)	–	–
Net realized gain (loss) on equity investments sold	100	(626)	–	–
Gain on disposal of a subsidiary	6,022	–	–	–
Changes in fair value of purchase consideration in a business acquisition	(14,433)	–	–	–
Changes in fair value of currency swap	–	(2,420)	(10,219)	(1,462)
	(32,673)	(12,946)	(8,984)	(1,285)

The following table presents the Group’s other income (expenses), net:

	For the year ended December 31			
	2023 RMB	2024 RMB	2025 RMB	2025 US\$
Government grants	114,282	22,971	271,933	38,886
Income from ADS Reimbursement	12,696	3,660	10,806	1,545
Value added tax transferred out	(37,237)	(30,757)	(29,899)	(4,276)
Loss on extinguishment of liabilities	–	–	(54,497)	(7,793)
Others	10,622	(2,256)	(7,299)	(1,043)
	100,363	(6,382)	191,044	27,319

## Notes to the Consolidated Financial Statements

(Amounts in thousands of Renminbi (“RMB”) and U.S. dollars (“US\$”)  
except for number of shares and per share data)

### 5. ACCOUNTS RECEIVABLE, NET

	As of December 31		
	2024 RMB	2025 RMB	2025 US\$
Accounts receivable	1,526,275	1,839,894	263,101
Allowance for credit losses	(57,612)	(99,422)	(14,217)
Accounts receivable, net	1,468,663	1,740,472	248,884

An ageing analysis of the trade receivables at the end of each reporting period, based on the past due date and net of provisions, is as follows:

	As of December 31		
	2024 RMB	2025 RMB	2025 US\$
Not yet due	731,294	1,123,859	160,710
Within 3 months	351,924	335,166	47,928
Between 4 months and 6 months	216,083	151,589	21,677
Between 7 months and 1 year	113,034	77,316	11,056
More than 1 year	56,328	52,542	7,513
Accounts receivable, net	1,468,663	1,740,472	248,884

The movements of the allowance for credit losses were as follows:

	As of December 31			
	2023 RMB	2024 RMB	2025 RMB	2025 US\$
Balance at the beginning of the year	47,962	24,743	57,612	8,238
Provision for expected credit losses	474,172	285,916	175,179	25,051
Write-offs charged against the allowance for credit losses*	(497,391)	(253,047)	(133,369)	(19,072)
Balance at the end of the year	24,743	57,612	99,422	14,217

\* The decrease in write-off charged against the allowance for credit losses was mainly due to the Group's enhanced credit risk management for third-party customers and stricter customer selection.

## Notes to the Consolidated Financial Statements

(Amounts in thousands of Renminbi (“RMB”) and U.S. dollars (“US\$”)  
except for number of shares and per share data)

### 6. PREPAYMENTS AND OTHER ASSETS

	As of December 31		
	2024 RMB	2025 RMB	2025 US\$
<b>Current portion:</b>			
Prepayments to suppliers	149,654	185,810	26,570
Contract costs*	136,222	151,946	21,728
Contract assets, net**	640,074	644,024	92,094
VAT prepayments	1,119,935	1,415,187	202,369
Interest receivable	948	8,207	1,174
Individual income tax receivable***	64,943	24,799	3,546
Others	121,298	162,341	23,214
	<u>2,233,074</u>	<u>2,592,314</u>	<u>370,695</u>
<b>Non-current portion:</b>			
Prepayments for electronic equipment****	415,462	42,359	6,057
Others	34,521	97,477	13,939
	<u>449,983</u>	<u>139,836</u>	<u>19,996</u>

\* The amount represents costs incurred in advance of revenue recognition arising from direct and incremental costs related to enterprise cloud services provided. Such contract costs are recognized as cost of revenue upon the recognition of the related revenues.

\*\* The amount represents the Group’s rights to consideration for work completed in relation to its services performed but not billed at the end of respective periods. The allowance for credit losses on contract assets was RMB62,738 and RMB48,544 (US\$6,942) as of December 31, 2024 and 2025, respectively. An expense of RMB19,183, RMB22,570 and a net reversal of RMB14,194 (US\$2,030) were recognized for credit losses on contract assets for the years ended December 31, 2023, 2024 and 2025, respectively. Write-offs charged against the allowance was not material for the years presented.

\*\*\* The amount represents amounts due from certain employees related to their individual income taxes arising from exercise and vesting of share-based awards.

\*\*\*\* The amount represents prepayments made to suppliers for the purchase of electronic equipment.

Except disclosed separately, the expected credit loss allowance for the remaining financial assets included in prepayments and other assets were immaterial as of December 31, 2024 and 2025.

## Notes to the Consolidated Financial Statements

(Amounts in thousands of Renminbi (“RMB”) and U.S. dollars (“US\$”) except for number of shares and per share data)

### 7. PROPERTY AND EQUIPMENT, NET

	As of December 31		
	2024 RMB	2025 RMB	2025 US\$
Electronic equipment	9,259,789	<b>16,471,053</b>	<b>2,355,329</b>
Office equipment and fixtures	11,098	<b>13,425</b>	<b>1,920</b>
Data center machinery and equipment	182,413	<b>182,413</b>	<b>26,085</b>
Buildings	72,107	<b>75,842</b>	<b>10,845</b>
Construction in progress	133,158	<b>181,882</b>	<b>26,008</b>
	9,658,565	<b>16,924,615</b>	<b>2,420,187</b>
Less: accumulated depreciation	(5,028,513)	<b>(6,829,745)</b>	<b>(976,640)</b>
Property and equipment, net	<u>4,630,052</u>	<u><b>10,094,870</b></u>	<u><b>1,443,547</b></u>

Depreciation expense for the years ended December 31, 2023, 2024 and 2025 was RMB760,023, RMB1,089,594 and RMB2,306,599 (US\$329,839), respectively.

In consideration of the continuous operating losses of the public cloud asset group, the Group performed recoverability tests and the results indicated that long-lived assets associated with the public cloud asset group were not recoverable during the years ended December 31, 2023 and 2024. As the estimated fair value of these assets was below their carrying value, the Group recognized RMB653,670 and RMB919,724 impairment losses for the years ended December 31, 2023 and 2024, respectively. The Group determined the fair value of the asset group using the discounted cash flows method with the assistance of an independent third-party valuation firm. The significant assumptions used included revenue growth rates for public cloud services revenue, IDC costs and discount rate.

The Group performed recoverability tests during the year ended December 31, 2025, as a result of the impairment assessment, no impairment losses were recognized.

## Notes to the Consolidated Financial Statements

(Amounts in thousands of Renminbi (“RMB”) and U.S. dollars (“US\$”) except for number of shares and per share data)

### 8. INTANGIBLE ASSETS, NET

	As of December 31		
	2024 RMB	2025 RMB	2025 US\$
Customer relationships	621,159	621,159	88,825
Patents and technologies	60,900	60,900	8,709
Trademarks and domain names	498,001	497,957	71,207
Software and copyrights	115,095	127,948	18,296
Others	4,529	4,134	591
	<u>1,299,684</u>	<u>1,312,098</u>	<u>187,628</u>
Less: accumulated amortization			
Customer relationships	(326,665)	(424,855)	(60,755)
Patents and technologies	(38,063)	(48,213)	(6,894)
Trademarks and domain names	(169,975)	(219,474)	(31,384)
Software and copyrights	(66,333)	(82,897)	(11,854)
Others	(3,768)	(3,890)	(556)
	<u>(604,804)</u>	<u>(779,329)</u>	<u>(111,443)</u>
Intangible assets, net	<u>694,880</u>	<u>532,769</u>	<u>76,185</u>

Amortization expense of intangible assets for the years ended December 31, 2023, 2024 and 2025 was RMB180,459, RMB173,496 and RMB173,765 (US\$24,848), respectively. As of December 31, 2025, estimated amortization expense of the existing intangible assets for each of the next five years and thereafter is as follows:

	RMB	US\$
2026	171,364	24,505
2027	157,827	22,569
2028	53,313	7,624
2029	52,525	7,511
2030 and thereafter	97,740	13,976
Total	<u>532,769</u>	<u>76,185</u>

## Notes to the Consolidated Financial Statements

(Amounts in thousands of Renminbi (“RMB”) and U.S. dollars (“US\$”)  
except for number of shares and per share data)

### 9. GOODWILL

The carrying amount of goodwill as of each reporting period is as follows:

	Cloud service and solutions <i>RMB</i>	Cloud-based digital solutions and services <i>RMB</i>	Total <i>RMB</i>
Balance as of December 31, 2024	3,650,504	955,220	4,605,724
Balance as of December 31, 2025	<b>3,650,504</b>	<b>955,220</b>	<b>4,605,724</b>
Balance as of December 31, 2025, in US\$	<b>522,015</b>	<b>136,595</b>	<b>658,610</b>

#### Cloud service and solutions reporting unit

In 2024 and 2025, the Group performed quantitative assessment for the goodwill allocated to Cloud service and solutions reporting unit. The fair value of this reporting unit has been determined using the discounted cash flow approach with the assistance of an independent third-party valuation firm. Significant assumptions used included projected revenue growth rates for public cloud services revenue, IDC costs and discount rate. As of December 31, 2025, the fair value of the Cloud service and solutions reporting unit amounted to RMB8,619,000 (US\$1,232,501) exceeded its carrying amount by RMB1,837,247 (US\$262,723) or 27%. No impairment losses were recognized for the periods presented.

The following table sets forth the range of significant assumptions used in the goodwill impairment assessment of Cloud service and solutions reporting unit for the years ended December 31, 2024 and 2025:

	December 31, 2025	September 30, 2024
Projected public cloud services revenue growth rates	1.77%-24.8%	6.79%-21.16%
Projected IDC costs as a percentage of public cloud services revenue	<b>36.78%-40.03%</b>	42.00%-58.08%
Discount rate	<b>11.4%</b>	12.5%

Changes in projected public cloud services revenue growth rates reflect the Group’s renewed business plan to optimize its business mix, by focusing on the development of AI business. Changes in the projected IDC costs as a percentage of public cloud services revenue demonstrate higher margin resulting from improving business mix, and the Group’s proactive cost-control strategies of price negotiation with IDC service providers. Changes in discount rate primarily resulted from adjustments made to the company risk premium.

A sensitivity analysis of the goodwill impairment shows that, with all other variables hold constant, a reasonably possible change in key parameters would not cause the carrying amount of the Cloud service and solutions reporting unit to exceed its fair value. Future changes to our estimates and assumptions based upon changes in operating results, macro-economic factors or management’s intentions may result in future changes to the fair value of our reporting units.

## Notes to the Consolidated Financial Statements

(Amounts in thousands of Renminbi (“RMB”) and U.S. dollars (“US\$”) except for number of shares and per share data)

### 9. GOODWILL (Continued)

#### Cloud-based digital solutions and services reporting unit

In 2024 and 2025, the Group performed qualitative and quantitative assessment for the goodwill allocated to Cloud-based digital solutions and services reporting unit. The fair value of this reporting unit has been determined using the discounted cash flow approach with the assistance of an independent third-party valuation firm. Significant assumptions used included projected revenue growth rates, gross margin and discount rate. As of December 31, 2025, the fair value of the Cloud-based digital solutions and services reporting unit amounted to RMB2,854,000 (US\$408,117) exceeded its carrying amount by RMB322,719 (US\$46,148) or 13%. No impairment losses were recognized for the periods presented.

The following table sets forth the range of significant assumptions used in the goodwill impairment assessment of Cloud-based digital solutions and service reporting unit as of December 31, 2024 and 2025:

	December 31, 2025	December 31, 2024
Projected revenue growth rates	<b>11.78%-17.11%</b>	7.94%-14.43%
Projected gross margin	<b>16.96%-17.09%</b>	19.17%-19.22%
Discount rate	<b>12.5%</b>	12.5%

Changes in projected revenue growth rates due to the growth in the scale of the businesses of our customers. Changes in projected gross margin reflect more stringent cost reduction and efficiency strategies adopted by our customers.

A sensitivity analysis of the goodwill impairment shows that, with all other variables hold constant, a reasonably possible change in the significant assumptions would not cause the carrying amount of the reporting units to exceed their fair value. Future changes to our estimates and assumptions based upon changes in operating results, macro-economic factors or management’s intentions may result in future changes to the fair value of our reporting units.

## Notes to the Consolidated Financial Statements

(Amounts in thousands of Renminbi (“RMB”) and U.S. dollars (“US\$”)  
except for number of shares and per share data)

### 10. LEASES

The Group’s operating leases mainly related to office space and buildings, and its finance leases are related to electronic equipment, and data center machinery and equipment. Certain finance leases contain variable lease payments based on the actual usage of the machinery and equipment, and have no fixed or in-substance fixed lease payments for the first two years of the lease term. Certain operating leases include rental free periods and rental escalation clause, which are factored into the Group’s determination of lease payments when appropriate.

The components of lease costs were as follows:

	For the year ended December 31			
	2023 RMB	2024 RMB	2025 RMB	2025 US\$
Operating lease costs	53,172	58,373	61,388	8,778
Short-term lease costs	46,220	29,478	22,995	3,228
Finance lease costs:				
Depreciation of finance lease assets	22,361	120,848	823,640	117,779
Interest on finance lease liabilities	15,563	34,717	160,943	23,015
Variable lease payments	23,054	15,491	6,157	880
Total finance lease costs	60,978	171,056	990,740	141,674

Other information related to leases where the Group is the lessee is as follows:

	As of December 31		
	2023	2024	2025
Weighted-average remaining lease term:			
Operating leases	9.5 years	9.4 years	9.4 years
Finance leases	7.8 years	3.8 years	3.5 years
Weighted-average discount rate:			
Operating leases	5.88%	5.66%	5.96%
Finance leases	5.84%	5.02%	5.16%

Cash paid for amounts included in the measurement of lease liabilities:

	For the year ended December 31			
	2023 RMB	2024 RMB	2025 RMB	2025 US\$
Operating cash flows from operating leases	53,086	61,794	34,590	4,946
Operating cash flows from finance leases	23,054	36,655	198,292	28,355
Financing cash flows from finance leases	13,308	137,656	819,981	117,256

## Notes to the Consolidated Financial Statements

(Amounts in thousands of Renminbi (“RMB”) and U.S. dollars (“US\$”)  
except for number of shares and per share data)

### 10. LEASES (Continued)

Lease right-of-use assets obtained in exchange for lease liabilities from new leases during the year:

	For the year ended December 31			
	2023 RMB	2024 RMB	2025 RMB	2025 US\$
Operating leases	11,016	25,829	24,266	3,470
Finance leases	169,350	911,216	3,500,567	500,574

The undiscounted future minimum payments under the Group’s operating and finance lease liabilities and reconciliation to the operating and finance lease liabilities recognized on the consolidated balance sheet as of December 31, 2025 were as below:

	Operating lease		Finance lease	
	RMB	US\$	RMB	US\$
2026	42,353	6,056	1,374,449	196,544
2027	15,477	2,213	1,075,762	153,832
2028	11,182	1,599	1,011,977	144,711
2029	10,436	1,492	560,620	80,168
2030 and thereafter	32,177	4,601	245,933	35,168
Total future lease payments	111,625	15,961	4,268,741	610,423
Less: imputed interest	(19,545)	(2,794)	(447,964)	(64,059)
Total lease liability balance	92,080	13,167	3,820,777	546,364

### 11. ACCOUNTS PAYABLE

An ageing analysis of the accounts payable as at the end of the reporting period, based on the invoice date, is as follows:

	For the year ended December 31		
	2024 RMB	2025 RMB	2025 US\$
Within 3 months	643,848	689,950	98,662
Between 4 months and 1 year	509,386	607,944	86,935
More than 1 year	723,770	716,559	102,466
	1,877,004	2,014,453	288,063

## Notes to the Consolidated Financial Statements

(Amounts in thousands of Renminbi (“RMB”) and U.S. dollars (“US\$”)  
except for number of shares and per share data)

### 12. ACCRUED EXPENSES AND OTHER CURRENT LIABILITIES

	As of December 31		
	2024 RMB	2025 RMB	2025 US\$
<b>Current portion:</b>			
Customer advances*	248,937	<b>270,377</b>	<b>38,663</b>
Salary and welfare payable	798,269	<b>920,393</b>	<b>131,614</b>
Purchase of property and equipment	348,284	<b>270,867</b>	<b>38,733</b>
Accrued expenses	116,015	<b>97,407</b>	<b>13,929</b>
Other tax and surcharges payable	181,444	<b>170,595</b>	<b>24,395</b>
Deferred government grants**	243,247	<b>3,867</b>	<b>553</b>
Purchase consideration payable***	569,050	<b>118,415</b>	<b>16,933</b>
Payables for acquisition of non-controlling interests****	251,000	–	–
Finance lease liabilities*****	484,860	<b>1,267,896</b>	<b>181,307</b>
Individual income tax payable	64,508	<b>22,097</b>	<b>3,160</b>
Others	36,376	<b>80,515</b>	<b>11,514</b>
	<u>3,341,990</u>	<u><b>3,222,429</b></u>	<u><b>460,801</b></u>
<b>Non-current portion:</b>			
Deferred government grants**	3,051	<b>2,737</b>	<b>391</b>
Finance lease liabilities*****	697,101	<b>2,552,881</b>	<b>365,057</b>
Unrecognized tax benefit	52,696	<b>57,937</b>	<b>8,285</b>
Others	37,423	<b>32,340</b>	<b>4,626</b>
	<u>790,271</u>	<u><b>2,645,895</b></u>	<u><b>378,359</b></u>

\* The amount represents contract liabilities for the rendering of services. The increase in customer advances as of December 31, 2025 is a result of the increase in consideration received from the Group's customers.

\*\* The amount primarily represents government subsidies for the public cloud business in Chinese mainland. The decrease in the current portion of deferred government grants was mainly because several government subsidies fulfilled the conditions in 2025.

\*\*\* On August 25, 2023, the Company entered into supplementary agreements (the “Supplementary Agreements”) with the founder shareholders and certain non-founder selling shareholders of Camelot Technology, to adjust the settlement timing and method of the remaining outstanding purchase consideration. The outstanding balance as of December 31, 2025 in accordance with these Supplementary Agreements will be settled within one year.

\*\*\*\* In October 2022 and in November 2025, the Company acquired 9.50% and the remaining 7.77% of equity interests in Camelot Technology with the non-controlling shareholders, respectively. As of December 31, 2025, the purchase consideration related to the acquisition of non-controlling interests has been fully settled.

\*\*\*\*\* The increase in finance lease liabilities was primarily due to the acquirement of electronic equipment, and data center machinery and equipment through finance lease arrangements during the period. The right-of-use assets under finance leases amounted to RMB3,582,878 (US\$512,345) as of December 31, 2025, which were recorded in “Property and equipment, net”.

## Notes to the Consolidated Financial Statements

(Amounts in thousands of Renminbi (“RMB”) and U.S. dollars (“US\$”)  
except for number of shares and per share data)

### 13. BORROWINGS

#### Third party borrowings

	As of December 31		
	2024 RMB	2025 RMB	2025 US\$
<b>Current:</b>			
Unsecured borrowings*	1,784,906	<b>2,498,052</b>	<b>357,217</b>
Secured borrowings**	440,859	<b>850,227</b>	<b>121,581</b>
	<u>2,225,765</u>	<u><b>3,348,279</b></u>	<u><b>478,798</b></u>
<b>Non-current:</b>			
Unsecured borrowings*	1,037,400	<b>1,596,700</b>	<b>228,325</b>
Secured borrowings**	623,184	<b>1,426,838</b>	<b>204,035</b>
	<u>1,660,584</u>	<u><b>3,023,538</b></u>	<u><b>432,360</b></u>
	<u>3,886,349</u>	<u><b>6,371,817</b></u>	<u><b>911,158</b></u>

\* All of the Group’s unsecured borrowings were from well-known banks and financial institutions. As of December 31, 2024 and 2025, the Group had unsecured current borrowings with the weighted average interest rates of 3.19% and 2.78%, respectively, which will be repayable within one year. As of December 31, 2024 and 2025, the Group had non-current borrowings with the weighted average interest rates of 3.16% and 2.93%, respectively, and maturity dates of these non-current borrowings ranged from March 2027 to December 2029.

\*\* During 2025, the Group entered into several loan agreements with fixed annual interest rates ranging from 2.50% to 6.12% with well-known banks and financial institutions. The loans have maturity dates ranged from April 2026 to March 2029 and are secured by the Group’s electronic equipment and certain receivables arising from specific revenue contracts.

There are no commitment fees and conditions under which lines may be withdrawn associated with the Group’s unused facilities. As of December 31, 2025, the unused financing facilities were RMB1,088,694 (US\$155,681) from various banks and financial institutions.

## Notes to the Consolidated Financial Statements

(Amounts in thousands of Renminbi (“RMB”) and U.S. dollars (“US\$”)  
except for number of shares and per share data)

### 13. BORROWINGS (Continued)

#### Related party borrowings

	As of December 31		
	2024 RMB	2025 RMB	2025 US\$
<b>Current:</b>			
Kingsoft Group – secured borrowings*	1,000,000	–	–
Xiaomi Group – secured borrowings**	363,080	<b>265,666</b>	<b>37,990</b>
Xiaomi Group – unsecured borrowings***	146,442	–	–
	<u>1,509,522</u>	<u><b>265,666</b></u>	<u><b>37,990</b></u>
<b>Non-current:</b>			
Xiaomi Group – secured borrowings**	309,612	<b>294,127</b>	<b>42,060</b>
	<u>309,612</u>	<u><b>294,127</b></u>	<u><b>42,060</b></u>
	<u>1,819,134</u>	<u><b>559,793</b></u>	<u><b>80,050</b></u>

\* As of December 31, 2025, the Group repaid loans drawn down in 2024 for a total of RMB1,000,000.

\*\* During 2024 and 2025, the Group entered into several loan agreements with fixed annual interest rate of 6.70% with Xiaomi Group which are secured by the Group’s electronic equipment.

\*\*\* As of December 31, 2025, the Group repaid all the borrowings under supplier finance arrangement with Xiaomi Group.

The Group’s secured borrowings were secured by the Group’s electronic equipment and certain receivables arising from multiple specific revenue contracts. As of December 31, 2024 and 2025, the carrying amount of the electronic equipment pledged was RMB2,177,992 and RMB2,146,782 (US\$306,986), respectively. The amount of receivables pledged may be up to RMB2,482,301 (US\$354,964), and the carrying amount of receivables pledged was RMB624,224 (US\$89,263) as of December 31, 2025.

As of December 31, 2025, the borrowings based on the contractual undiscounted principal payments will be repaid according to the following schedule:

	As of December 31	
	2025 RMB	2025 US\$
2026	<b>3,610,982</b>	<b>516,364</b>
2027	<b>1,565,283</b>	<b>223,832</b>
2028	<b>1,707,420</b>	<b>244,158</b>
2029	<b>41,639</b>	<b>5,954</b>
	<u><b>6,925,324</b></u>	<u><b>990,308</b></u>

## Notes to the Consolidated Financial Statements

(Amounts in thousands of Renminbi (“RMB”) and U.S. dollars (“US\$”)  
except for number of shares and per share data)

### 14. TAXATION

#### Enterprise income tax

##### *Cayman Islands*

Under the current laws of the Cayman Islands, the Company is not subject to tax on income or capital gains.

##### *Hong Kong*

The subsidiaries incorporated in Hong Kong are subject to income tax at the rate of 16.5% on the estimated assessable profits arising in Hong Kong. For the periods presented, the Group did not make any provisions for Hong Kong profit tax as the Group did not generate any assessable profits arising in Hong Kong. Under the Hong Kong tax law, the subsidiaries in Hong Kong are exempted from income tax on their foreign-derived income and there are no withholding taxes in Hong Kong on remittance of dividends.

##### *Chinese mainland*

The Group’s Chinese mainland entities are subject to the statutory income tax rate of 25%, in accordance with the Enterprise Income Tax (“EIT”) law, which was effective since January 1, 2008. Certain subsidiaries of the Group being qualified as a High New Technology Enterprise (“HNTE”) are entitled to the preferential income tax rate of 15%. Dividends, interests, rent or royalties payable by the Group’s Chinese mainland entities to non-resident enterprises, and proceeds from any such non-resident enterprise investor’s disposition of assets (after deducting the net value of such assets) shall be subject to 10% EIT, namely withholding tax, unless the respective non-resident enterprise’s jurisdiction of incorporation has a tax treaty or arrangements with China that provides for a reduced withholding tax rate or an exemption from withholding tax.

(Loss) income before income taxes consists of:

	For the year ended December 31			
	2023 RMB	2024 RMB	2025 RMB	2025 US\$
Chinese mainland	(2,139,795)	(2,049,215)	<b>(966,311)</b>	<b>(138,180)</b>
Non-Chinese mainland	(25,893)	68,649	<b>18,416</b>	<b>2,633</b>
	<u>(2,165,688)</u>	<u>(1,980,566)</u>	<u><b>(947,895)</b></u>	<u><b>(135,547)</b></u>

## Notes to the Consolidated Financial Statements

(Amounts in thousands of Renminbi (“RMB”) and U.S. dollars (“US\$”) except for number of shares and per share data)

### 14. TAXATION (Continued)

#### Enterprise income tax (Continued)

##### Chinese mainland (Continued)

The current and deferred components of income tax expense (benefit) appearing in the consolidated statements of comprehensive loss are as follows:

	For the year ended December 31			
	2023 RMB	2024 RMB	2025 RMB	2025 US\$
Current income tax expense	42,446	39,365	35,556	5,084
Deferred income tax benefit	(24,487)	(40,889)	(39,759)	(5,685)
	17,959	(1,524)	(4,203)	(601)

The reconciliation of income tax expense (benefit) computed using the Chinese mainland statutory tax rate to the actual income tax expense is as follows:

	For the year ended December 31	
	2023 RMB	2024 RMB
Loss before income tax	(2,165,688)	(1,980,566)
Income tax computed at the Chinese mainland statutory tax rate of 25%	(541,422)	(495,141)
Effect of tax holiday and preferential tax rates	110,393	143,182
Effect of different tax rates in different jurisdictions	21,918	21,325
Other non-taxable income	(26,008)	(32,690)
Non-deductible expenses	6,379	15,806
Share-based compensation costs	45,411	53,610
Research and development super deduction	(132,163)	(104,438)
Withholding tax and others	9,771	8,060
Change in valuation allowance	397,137	451,724
True-up adjustments in respect of prior year’s annual tax filing	49,940	55,422
Expiration of tax losses	83,300	98,864
Effect of tax rate change on deferred tax	(6,697)	(217,248)
Income tax expense (benefit)	17,959	(1,524)

## Notes to the Consolidated Financial Statements

(Amounts in thousands of Renminbi (“RMB”) and U.S. dollars (“US\$”) except for number of shares and per share data)

### 14. TAXATION (Continued)

#### Enterprise income tax (Continued)

##### Chinese mainland (Continued)

	For the year ended December 31		
	2025 RMB	2025 US\$	2025 Percent
<b>Loss before income tax</b>	<b>(947,895)</b>	<b>(135,547)</b>	
Income tax computed at the Chinese mainland statutory tax rate of 25%	(236,974)	(33,887)	25%
<b>Foreign tax effects</b>			
<b>Cayman</b>			
Effect of different tax rate between Chinese mainland and Cayman	13,949	1,995	(1.5%)
Others	(380)	(55)	0.0%
<b>Other foreign jurisdictions</b>			
Other non-taxable income	(23,095)	(3,302)	2.4%
Others	7,690	1,099	(0.8%)
<b>Effect of changes in tax laws or rates enacted in the current period</b>	<b>(78,307)</b>	<b>(11,198)</b>	<b>8.3%</b>
<b>Effect of cross-border tax laws</b>	<b>–</b>	<b>–</b>	<b>0.0%</b>
<b>Tax credits</b>	<b>–</b>	<b>–</b>	<b>0.0%</b>
<b>Change in valuation allowance</b>	<b>177,479</b>	<b>25,379</b>	<b>(18.7%)</b>
<b>Change in unrecognized tax benefits</b>	<b>(2,044)</b>	<b>(292)</b>	<b>0.2%</b>
<b>Nontaxable or nondeductible items</b>			
Share-based compensation costs	110,786	15,842	(11.7%)
Others	1,441	206	(0.2%)
<b>Others</b>			
Research and development super deduction	(113,494)	(16,229)	12.0%
Effect of tax holiday and preferential tax rates	94,972	13,581	(10.0%)
True-up adjustments in respect of prior year’s annual tax filing and others	24,989	3,573	(2.6%)
Expiration of tax losses	18,785	2,687	(2.0%)
Income tax benefit	<b>(4,203)</b>	<b>(601)</b>	<b>0.4%</b>

## Notes to the Consolidated Financial Statements

(Amounts in thousands of Renminbi (“RMB”) and U.S. dollars (“US\$”)  
except for number of shares and per share data)

### 14. TAXATION (Continued)

#### Deferred tax

The significant components of the Group’s deferred tax assets and liabilities are as follows:

	As of December 31		
	2024 RMB	2025 RMB	2025 US\$
<b>Deferred tax assets:</b>			
Tax loss carried forward	3,132,028	3,139,447	448,935
Accrued expenses	269,237	377,986	54,051
Depreciation	24,487	32,184	4,602
Allowance for doubtful accounts	312,232	218,216	31,204
Government grant	1,545	1,235	177
Operating lease liabilities	30,568	20,909	2,990
Accrued interest	283,717	319,042	45,622
Finance lease liabilities	299,692	944,497	135,061
Impairment of long-lived assets	295,182	224,496	32,103
Others	16,316	29,256	4,184
Less: valuation allowance	(3,263,302)	(3,446,462)	(492,838)
	<u>1,401,702</u>	<u>1,860,806</u>	<u>266,091</u>
<b>Deferred tax liabilities:</b>			
Operating lease right-of-use assets	28,524	20,177	2,885
Finance lease right-of-use assets	252,257	926,543	132,494
<b>One-time deduction for fixed asset purchases</b>	1,033,789	826,197	118,145
Long-lived assets arising from acquisition	166,592	129,152	18,468
Others	22,217	20,651	2,953
	<u>1,503,379</u>	<u>1,922,720</u>	<u>274,945</u>
<b>Net deferred tax liabilities:</b>	<u>101,677</u>	<u>61,914</u>	<u>8,854</u>

The Group operates through several subsidiaries, VIEs and subsidiaries of VIEs and the valuation allowance is considered for each subsidiary, VIE and subsidiary of VIE on an individual basis. As of December 31, 2024 and 2025, the Group’s total deferred tax assets before valuation allowances were RMB4,665,004 and RMB5,307,268 (US\$758,929), respectively. As of December 31, 2024 and 2025, the Group recorded valuation allowances of RMB3,263,302 and RMB3,446,462 (US\$492,838), respectively, on its deferred tax assets that are not more-likely-than-not to be realized.

As of December 31, 2025, the Group had net losses of approximately RMB12,809,797 (US\$1,831,777) mainly deriving from entities in the Chinese mainland and Hong Kong. The tax losses in the Chinese mainland can be carried forward for five years to offset future taxable profits and the period was extended to ten years for entities that qualify as HNTE. The tax losses of entities in the Chinese mainland will expire between 2026 and 2030 and the tax losses of entities in the Chinese mainland that qualify as HNTE will expire between 2026 and 2035, if not utilized. The tax losses in Hong Kong can be carried forward without an expiration date.

## Notes to the Consolidated Financial Statements

(Amounts in thousands of Renminbi (“RMB”) and U.S. dollars (“US\$”) except for number of shares and per share data)

### 14. TAXATION (Continued)

#### Unrecognized tax benefits

As of December 31, 2024 and 2025, the Group had unrecognized tax benefits of RMB72,786 and RMB78,027 (US\$11,158), of which RMB20,090 and RMB20,090 (US\$2,873), respectively, were presented as a reduction to the deferred tax assets related to tax losses carryforward, and the remaining amounts of RMB52,696 and RMB57,937 (US\$8,285), respectively, were presented in “Other liabilities” in the consolidated balance sheets. The Group does not expect the amount of unrecognized tax benefits to increase significantly in the next 12 months. As of December 31, 2024 and 2025, there were RMB52,696 and RMB57,937 (US\$8,285) of unrecognized tax benefits that, recognized and affected the annual effective tax rate, respectively. A reconciliation of the beginning and ending balances of unrecognized tax benefit is as follows:

	As of December 31		
	2024 RMB	2025 RMB	2025 US\$
Balance at the beginning of the year	61,030	<b>72,786</b>	<b>10,408</b>
Additions based on tax position related to current year	8,234	<b>7,285</b>	<b>1,042</b>
Additions based on tax positions related to prior year	10,319	<b>1,584</b>	<b>227</b>
Reductions for tax positions related to prior years	(6,797)	<b>(3,628)</b>	<b>(519)</b>
Balance at the end of the year	<u>72,786</u>	<u><b>78,027</b></u>	<u><b>11,158</b></u>

The Group recorded interest related to unrecognized tax benefits of RMB1,952, RMB2,981 and RMB2,244 (US\$321) for the years ended December 31, 2023, 2024 and 2025, respectively. The Group did not record any penalties related to unrecognized tax benefits for the years ended December 31, 2023, 2024 and 2025.

In general, the tax authorities have three to five years to conduct examinations of the tax filings of the Group’s subsidiaries located in Chinese mainland. Accordingly, the subsidiaries’ tax years of 2020 through 2025 remain open to examination by the respective tax authorities. There are no ongoing examinations by tax authorities for any of the Group’s subsidiaries.

## Notes to the Consolidated Financial Statements

(Amounts in thousands of Renminbi (“RMB”) and U.S. dollars (“US\$”)  
except for number of shares and per share data)

### 15. SHARE-BASED PAYMENTS

The Company has three share-based compensation plans under which awards may be granted to employees, namely, the 2013 Share Option Scheme, the 2013 Share Award Scheme and 2021 Share Award Scheme. The maximum aggregate numbers of ordinary shares that are authorized to be issued under the 2013 Share Option Scheme, 2013 Share Award Scheme and 2021 Share Award Scheme are 209,750,000, 215,376,304 and 380,528,480, respectively. These plans have a contractual term of ten years. The share-based awards are accounted for as equity awards and generally vest over a period from one to five years.

#### 2013 Share Option Scheme

A summary of the activity for the options granted under the 2013 Share Option Scheme is stated below:

	Number of options	Weighted- average exercise price US\$	Weighted- average grant-date fair value US\$	Weighted- average remaining contractual term Years	Aggregate intrinsic value US\$
Outstanding, December 31, 2024	20,418,438	0.07	0.89	4.31	12,763
Forfeited	(106,830)	0.07	2.55	–	–
Exercised	(5,840,430)	0.07	0.68	–	–
Outstanding, December 31, 2025	<b>14,471,178</b>	<b>0.07</b>	<b>0.97</b>	<b>3.71</b>	<b>8,901</b>
Vested and expected to vest at December 31, 2025	<b>14,471,178</b>	<b>0.07</b>	<b>0.97</b>	<b>3.71</b>	<b>8,901</b>
Exercisable at December 31, 2025	<b>13,944,203</b>	<b>0.07</b>	<b>0.93</b>	<b>3.64</b>	<b>8,577</b>

The aggregate intrinsic value in the table above represents the difference between the fair value of the Company's ordinary share as of December 31, 2024 and 2025 and the option's respective exercise price. Total intrinsic value of options exercised for the years ended December 31, 2023, 2024 and 2025 were RMB5,510, RMB54,102 and RMB25,119 (US\$3,592), respectively.

There were no options granted during the years ended December 31, 2023, 2024 and 2025. The aggregate fair value of the share-based awards vested during the years ended December 31, 2023, 2024 and 2025 were RMB46,725, RMB27,467, and RMB14,987 (US\$2,143), respectively.

As of December 31, 2025, there were RMB345 (US\$49) of total unrecognized employee share-based compensation expenses, related to unvested share-based awards, which are expected to be recognized over a weighted-average period of 0.36 years. Total unrecognized compensation cost may be adjusted for actual forfeitures occurring in the future.

## Notes to the Consolidated Financial Statements

(Amounts in thousands of Renminbi (“RMB”) and U.S. dollars (“US\$”) except for number of shares and per share data)

### 15. SHARE-BASED PAYMENTS (Continued)

#### 2013 Share Award Scheme

A summary of the activity for the restricted shares issued under the 2013 Share Award Scheme is stated below:

	Number of shares	Weighted- average grant-date fair value US\$	Aggregate intrinsic value US\$
Outstanding, December 31, 2024	4,079,582	1.82	2,853
Vested	(2,333,820)	1.66	–
Forfeited	(321,195)	2.07	–
Outstanding, December 31, 2025	<b>1,424,567</b>	<b>2.03</b>	<b>982</b>
Expected to vest at December 31, 2025	<b>1,424,567</b>	<b>2.03</b>	<b>982</b>

There were no share-based awards granted during the years ended December 31, 2023, 2024 and 2025. The aggregate fair value of the share-based awards vested during the years ended December 31, 2023, 2024 and 2025 were RMB71,379, RMB49,172, and RMB27,015 (US\$3,863), respectively.

As of December 31, 2025, there were RMB1,955 (US\$280) of total unrecognized share-based compensation expenses related to unvested share-based awards which are expected to be recognized over a weighted-average period of 0.48 years. Total unrecognized compensation cost may be adjusted for actual forfeitures occurring in the future.

A summary of the activity for the options granted under the 2013 Share Award Scheme is stated below:

	Number of options	Weighted- average exercise price US\$	Weighted- average grant- date fair value US\$	Weighted- average remaining contractual term Years	Aggregate intrinsic value US\$
Outstanding, December 31, 2024	13,272,900	0.87	0.32	4.97	–
Exercised	(3,367,365)	0.87	0.29	–	–
Outstanding, December 31, 2025	<b>9,905,535</b>	<b>0.87</b>	<b>0.33</b>	<b>3.97</b>	<b>–</b>
Vested and expected to vest at December 31, 2025	<b>9,905,535</b>	<b>0.87</b>	<b>0.33</b>	<b>3.97</b>	<b>–</b>
Exercisable at December 31, 2025	<b>9,905,535</b>	<b>0.87</b>	<b>0.33</b>	<b>3.97</b>	<b>–</b>

## Notes to the Consolidated Financial Statements

(Amounts in thousands of Renminbi (“RMB”) and U.S. dollars (“US\$”)  
except for number of shares and per share data)

### 15. SHARE-BASED PAYMENTS (Continued)

#### 2013 Share Award Scheme (Continued)

The aggregate intrinsic value in the table above represents the difference between the fair value of the Company’s ordinary share as of December 31, 2024 and 2025 and the option’s respective exercise price. No options were exercised during the years ended December 31, 2023 and 2024.

There were no options granted under 2013 Share Aware Scheme during the years ended December 31, 2023, 2024 and 2025. The aggregate fair value of the share-based awards vested during the years ended December 31, 2023, 2024 and 2025 were RMB9,045, RMB5,401 and RMB1,483 (US\$212), respectively.

#### 2021 Share Award Scheme

A summary of the activity for the restricted shares with option features (the “RSUs”) issued under the 2021 Share Award Scheme is stated below:

	Number of the RSUs	Weighted- average exercise price US\$	Weighted- average grant- date fair value US\$	Weighted- average remaining contractual term Years	Aggregate intrinsic value US\$
Outstanding, December 31, 2024	126,506,726	0.01	0.29	8.46	87,214
Granted	127,899,901	0.01	0.75	–	–
Exercised	(54,125,280)	0.01	0.30	–	–
Forfeited	(4,802,299)	0.01	0.39	–	–
Outstanding, December 31, 2025	<b>195,479,048</b>	<b>0.01</b>	<b>0.55</b>	<b>8.44</b>	<b>132,796</b>
Vested and expected to vest at December 31, 2025	<b>195,479,048</b>	<b>0.01</b>	<b>0.55</b>	<b>8.44</b>	<b>132,796</b>
Exercisable at December 31, 2025	<b>96,416,390</b>	<b>0.01</b>	<b>0.39</b>	<b>7.81</b>	<b>65,768</b>

## Notes to the Consolidated Financial Statements

(Amounts in thousands of Renminbi (“RMB”) and U.S. dollars (“US\$”)  
except for number of shares and per share data)

### 15. SHARE-BASED PAYMENTS (Continued)

#### 2021 Share Award Scheme (Continued)

The aggregate intrinsic value in the table above represents the difference between the fair value of the Company’s ordinary share as of December 31, 2024 and 2025 and the exercise price of respective share-based awards. Total intrinsic value of the share-based awards exercised for the years ended December 31, 2023, 2024 and 2025 were RMB68,812, RMB535,068 and RMB257,115 (US\$36,767), respectively.

The weighted-average grant date fair value of the share-based awards granted during the years ended December 31, 2023, 2024 and 2025 were US\$0.27, US\$0.21 and US\$0.75 per share, respectively. The aggregate fair value of the share-based awards vested during the years ended December 31, 2023, 2024 and 2025 were RMB108,925, RMB175,724 and RMB312,203 (US\$44,644), respectively.

As of December 31, 2025, there were RMB244,346 (US\$34,941) of total unrecognized employee share-based compensation expenses related to unvested share-based awards, which are expected to be recognized over a weighted-average period of 1.20 years. Total unrecognized compensation cost may be adjusted for actual forfeitures occurring in the future.

The following table sets forth the amount of share-based compensation expense included in each of the relevant financial statement line items:

	For the year ended December 31			
	2023 RMB	2024 RMB	2025 RMB	2025 US\$
Cost of revenues	9,756	16,868	<b>38,275</b>	<b>5,472</b>
Selling and marketing expenses	6,977	45,572	<b>95,997</b>	<b>13,728</b>
General and administrative expenses	114,766	101,106	<b>255,261</b>	<b>36,502</b>
Research and development expenses	50,146	50,895	<b>57,376</b>	<b>8,205</b>
	<u>181,645</u>	<u>214,441</u>	<u><b>446,909</b></u>	<u><b>63,907</b></u>

### 16. RESTRICTED NET ASSETS

The Company’s ability to pay dividends is primarily dependent on the Company receiving distributions of funds from its subsidiaries. Relevant statutory laws and regulations of Chinese mainland permit payments of dividends by the Group’s Chinese mainland subsidiaries only out of its retained earnings, if any, as determined in accordance with accounting standards and regulations of Chinese mainland. The results of operations reflected in the consolidated financial statements prepared in accordance with U.S. GAAP differ from those reflected in the statutory financial statements of the Company’s Chinese mainland subsidiaries. The Company has not previously declared or paid any cash dividend or dividend in kind and has no plan to declare or pay any dividends in the near future.

Each of the Company’s entities in Chinese mainland is required to set aside at least 10% of its after-tax profits each year to fund certain statutory reserve funds until such reserve funds reach 50% of its registered capital. In addition, each entity may allocate a portion of its after-tax profits to a discretionary surplus fund at its discretion. These reserves are not transferable to the Company in the form of cash dividends, loans or advances. These reserves are therefore not available for distribution except in liquidation.

## Notes to the Consolidated Financial Statements

(Amounts in thousands of Renminbi (“RMB”) and U.S. dollars (“US\$”)  
except for number of shares and per share data)

### 16. RESTRICTED NET ASSETS (Continued)

Under laws and regulations of Chinese mainland, there are restrictions on the Company’s Chinese mainland subsidiaries and the VIEs with respect to transferring certain of their net assets to the Company either in the form of dividends, loans, or advances. Amounts of net assets restricted include paid-in capital and statutory reserve funds of the Company’s Chinese mainland subsidiaries and the net assets of the VIEs and VIEs’ subsidiaries in which the Company has no legal ownership, totaling RMB6,561,664 (US\$938,305) as of December 31, 2025; therefore, in accordance with Rules 504 and 4.08(e)(3) of Regulation S-X, the condensed parent company only financial statements as of December 31, 2024 and 2025 and for each of the three years in the period ended December 31, 2025 are disclosed in Note 23.

Furthermore, cash transfers from the Company’s Chinese mainland subsidiaries to its subsidiaries outside of China are subject to Chinese mainland government control of currency conversion. Shortages in the availability of foreign currency may restrict the ability of the Chinese mainland subsidiaries and VIEs to remit sufficient foreign currency to pay dividends or other payments to the Company, or otherwise satisfy their foreign currency denominated obligations.

### 17. LOSS PER SHARE

Basic and diluted loss per share for each of the years presented are calculated as follows:

	For the year ended December 31			
	2023 RMB	2024 RMB	2025 RMB	2025 US\$
<b>Numerator:</b>				
Net loss attributable to Kingsoft Cloud Holdings Limited shareholders – basic and diluted	(2,176,340)	(1,966,680)	(936,251)	(133,882)
<b>Denominator:</b>				
Weighted average number of ordinary shares outstanding – basic and diluted	3,558,354,940	3,658,088,876	4,107,065,011	4,107,065,011
Basic and diluted loss per share	(0.61)	(0.54)	(0.23)	(0.03)

For the years ended December 31, 2023, 2024 and 2025, the effects of unexercised options and unvested awarded shares were excluded from the computation of diluted loss per share for the periods presented as their effects would be anti-dilutive.

### 18. SHAREHOLDERS’ EQUITY

In April, June and September 2025, the Company issued a total of 726,500,000 ordinary shares with net proceeds amounted to RMB4,533,333 (US\$648,258).

## Notes to the Consolidated Financial Statements

(Amounts in thousands of Renminbi (“RMB”) and U.S. dollars (“US\$”)  
except for number of shares and per share data)

### 19. RELATED PARTY TRANSACTIONS

#### a) Related Parties

Name of principal related parties	Relationship with the Group
Kingsoft Corporation Limited (“Kingsoft Corporation”) and its subsidiaries (“Kingsoft Group”)	Principal shareholder of the Company
Xiaomi Corporation and its subsidiaries (“Xiaomi Group”)	Principal shareholder of the Company

#### b) The Group had the following material related party transactions:

	For the year ended December 31			
	2023 RMB	2024 RMB	2025 RMB	2025 US\$
<b>Revenues:</b>				
Public cloud services provided to Xiaomi Group	763,338	1,091,451	1,853,124	264,993
Public cloud services provided to Kingsoft Group	217,333	281,286	363,300	51,951
Public cloud services provided to other related parties	378	516	737	105
Enterprise cloud services provided to Xiaomi Group	104,967	182,364	382,438	54,688
Enterprise cloud services provided to Kingsoft Group	18,690	15,479	21,320	3,049
Enterprise cloud services provided to other related parties	2,200	16	-	-
Other services provided to other related parties	436	-	-	-
	<u>1,107,342</u>	<u>1,571,112</u>	<u>2,620,919</u>	<u>374,786</u>
Purchase of network hardware devices from Xiaomi Group	-	-	29,637	4,238
Interest expense on loans due to Xiaomi Group	39,703	30,963	45,156	6,457
Interest expense on a loan due to Kingsoft Group	958	45,709	30,870	4,414
Rental of building and office space from Xiaomi Group*	39,804	37,878	42,271	6,046
Rental of office space, and administrative services from Kingsoft Group	9,167	9,812	13,599	1,945
	<u>89,632</u>	<u>124,362</u>	<u>161,533</u>	<u>23,100</u>

\* The Group entered into agreements to lease building and office space from Xiaomi Group. As of December 31, 2024 and 2025, the Group recognized the related operating lease right-of-use assets amounted to RMB83,457 and RMB55,420 (US\$7,925) and operating lease liabilities amounted to RMB91,841 and RMB62,846 (US\$8,987), respectively.

## Notes to the Consolidated Financial Statements

(Amounts in thousands of Renminbi (“RMB”) and U.S. dollars (“US\$”)  
except for number of shares and per share data)

### 19. RELATED PARTY TRANSACTIONS (Continued)

c) The Group had the following material related party balances at the end of the year:

	As of December 31		
	2024 RMB	2025 RMB	2025 US\$
<b>Amounts due from related parties:</b>			
Trade related:			
Xiaomi Group	285,656	455,834	65,183
Kingsoft Group	18,117	104,495	14,944
Other related parties	14,753	13,067	1,868
	<u>318,526</u>	<u>573,396</u>	<u>81,995</u>
<b>Amounts due to related parties:</b>			
Trade related:			
Kingsoft Group	1,258	27,027	3,865
Xiaomi Group*	26,676	2,309,833	330,302
Other related parties	14,284	5,380	769
Non-trade related**:			
Kingsoft Group	1,032,459	32,224	4,607
Xiaomi Group	819,134	559,793	80,050
	<u>1,893,811</u>	<u>2,934,257</u>	<u>419,593</u>

\* The balance as of December 31, 2025 included RMB2,261,090 (US\$323,332) advance received for public cloud services.

\*\* Amounts included borrowings from related parties as disclosed in Note 13.

All the balances with related parties except for the certain borrowings from Xiaomi Group and Kingsoft Group were unsecured. All outstanding balances except for borrowings from Xiaomi Group and Kingsoft Group as disclosed in Note 13 are repayable on demand unless otherwise disclosed. The credit losses for the amount due from related parties were immaterial for the periods presented.

## Notes to the Consolidated Financial Statements

(Amounts in thousands of Renminbi (“RMB”) and U.S. dollars (“US\$”) except for number of shares and per share data)

### 20. COMMITMENTS AND CONTINGENCIES

#### Purchase commitments

In 2025, the Group entered into two non-cancelable internet data center service agreements pursuant to which the Group has total contractual minimum purchase commitments amounting to RMB1,280,000 (US\$183,038). As of December 31, 2025, the remaining purchase commitment is RMB587,169 (US\$83,964).

#### Contingencies

The Group is currently not involved in legal or administrative proceedings that may have a material adverse impact on the Group’s business, financial position or results of operations.

### 21. ACCUMULATED OTHER COMPREHENSIVE INCOME

	<i>RMB</i>
Balance as of December 31, 2023	555,342
Foreign currency translation adjustments, net of tax of nil	11,558
Balance as of December 31, 2024	566,900
Foreign currency translation adjustments, net of tax of nil	(126,493)
Balance as of December 31, 2025	<b>440,407</b>
Balance as of December 31, 2025, in US\$	<b>62,977</b>

There have been no reclassifications out of accumulated other comprehensive income to net loss for the periods presented.

### 22. SUBSEQUENT EVENT

On March 3, 2026, Wuhan Kingsoft Cloud Information Technology Co., Ltd. (“Wuhan Kingsoft Cloud”, a subsidiary of the Company) entered into an equity transfer agreement with Shenzhen Xunlei Network Technology Co., Ltd. (“Xunlei”), pursuant to which, Xunlei will transfer 20% of the equity interest it held in Shenzhen One Thing Technologies Co., Ltd. to Wuhan Kingsoft Cloud at a consideration of RMB50,000.

## Notes to the Consolidated Financial Statements

(Amounts in thousands of Renminbi (“RMB”) and U.S. dollars (“US\$”)  
except for number of shares and per share data)

### 23. CONDENSED FINANCIAL INFORMATION OF THE PARENT COMPANY

#### Condensed Balance Sheets

	As of December 31		
	2024 RMB	2025 RMB	2025 US\$
<b>ASSETS</b>			
<b>Current assets:</b>			
Cash and cash equivalents	4,843	2,161,778	309,130
Prepayments and other assets	31,216	4,633	663
Amounts due from subsidiaries (other than WFOE)	–	1,478,929	211,484
<b>Total current assets</b>	<b>36,059</b>	<b>3,645,340</b>	<b>521,277</b>
<b>Non-current assets:</b>			
Investments in subsidiaries	6,064,318	5,881,741	841,078
<b>Total non-current assets</b>	<b>6,064,318</b>	<b>5,881,741</b>	<b>841,078</b>
<b>Total assets</b>	<b>6,100,377</b>	<b>9,527,081</b>	<b>1,362,355</b>
<b>LIABILITIES AND SHAREHOLDERS' EQUITY</b>			
<b>Current liabilities:</b>			
Accrued expenses and other current liabilities	837,703	127,030	18,167
Income tax payable	2,902	–	–
Amounts due to WFOE	5,457	36,038	5,153
Amounts due to VIEs and VIEs' subsidiaries	86,275	46,987	6,719
<b>Total current liabilities</b>	<b>932,337</b>	<b>210,055</b>	<b>30,039</b>
<b>Total liabilities</b>	<b>932,337</b>	<b>210,055</b>	<b>30,039</b>
<b>Commitments and contingencies</b>			
<b>Shareholders' equity:</b>			
Ordinary shares (par value of US\$0.001 per share; 40,000,000,000 shares authorized, 3,805,284,801 and 4,531,784,801 shares issued, 3,687,690,772 and 4,479,857,667 shares outstanding as of December 31, 2024 and 2025, respectively)	25,689	30,888	4,417
Treasury shares	(105,478)	(31,068)	(4,443)
Additional paid-in capital	18,940,885	24,073,006	3,442,394
Accumulated deficit	(14,259,956)	(15,196,207)	(2,173,029)
Accumulated other comprehensive income	566,900	440,407	62,977
<b>Total Kingsoft Cloud Holdings Limited shareholders' equity</b>	<b>5,168,040</b>	<b>9,317,026</b>	<b>1,332,316</b>
<b>Total liabilities and shareholders' equity</b>	<b>6,100,377</b>	<b>9,527,081</b>	<b>1,362,355</b>

## Notes to the Consolidated Financial Statements

(Amounts in thousands of Renminbi (“RMB”) and U.S. dollars (“US\$”)  
except for number of shares and per share data)

### 23. CONDENSED FINANCIAL INFORMATION OF THE PARENT COMPANY (Continued)

#### Condensed Statements of Comprehensive Loss

	For the year ended December 31			
	2023 RMB	2024 RMB	2025 RMB	2025 US\$
<b>Operating expenses:</b>				
General and administrative expenses	(36,736)	(25,975)	(51,962)	(7,430)
<b>Total operating expenses</b>	<b>(36,736)</b>	<b>(25,975)</b>	<b>(51,962)</b>	<b>(7,430)</b>
<b>Operating loss</b>				
Interest income	3,830	861	45,013	6,437
Interest expense	(28,339)	(31,048)	(21,630)	(3,093)
Foreign exchange gain (loss)	8,078	(2,592)	17,436	2,493
Other income (expense), net	12,683	4,070	(44,883)	(6,418)
Other loss, net	(14,433)	–	–	–
Share of income (loss) of subsidiaries	62,514	1,072	(112,568)	(16,098)
Contractual interests in VIEs and VIEs’ subsidiaries*	(2,183,913)	(1,913,044)	(768,095)	(109,836)
<b>Loss before income taxes</b>	<b>(2,176,316)</b>	<b>(1,966,656)</b>	<b>(936,689)</b>	<b>(133,945)</b>
Income tax (expense) benefit	(24)	(24)	438	63
<b>Net loss</b>	<b>(2,176,340)</b>	<b>(1,966,680)</b>	<b>(936,251)</b>	<b>(133,882)</b>
<b>Other comprehensive income (loss), net of tax of nil:</b>				
Foreign currency translation adjustments	102,268	11,558	(126,493)	(18,089)
<b>Comprehensive loss attributable to Kingsoft Cloud Holdings Limited shareholders</b>	<b>(2,074,072)</b>	<b>(1,955,122)</b>	<b>(1,062,744)</b>	<b>(151,971)</b>

\* It represents the primary beneficiary’s share of losses generated from the VIEs and their subsidiaries.

## Notes to the Consolidated Financial Statements

(Amounts in thousands of Renminbi (“RMB”) and U.S. dollars (“US\$”)  
except for number of shares and per share data)

### 23. CONDENSED FINANCIAL INFORMATION OF THE PARENT COMPANY (Continued)

#### Condensed Statements of Cash Flows

	For the year ended December 31			
	2023 RMB	2024 RMB	2025 RMB	2025 US\$
Net cash (used in) generated from operating activities	(66,851)	(82,174)	73,443	10,502
Net cash generated from (used in) investing activities	609,277	243,994	(1,883,988)	(269,407)
Net cash (used in) generated from financing activities	(681,660)	(213,174)	4,031,637	576,516
Effect of exchange rate changes on cash and cash equivalents	(8,586)	34,274	(64,157)	(9,174)
<b>Net (decrease) increase in cash and cash equivalents</b>	(147,820)	(17,080)	2,156,935	308,437
Cash and cash equivalents at the beginning of the year	169,743	21,923	4,843	693
<b>Cash and cash equivalents at the end of the year</b>	21,923	4,843	2,161,778	309,130

#### Basis of presentation

For the presentation of the parent company only condensed financial information, the Company records its investments in subsidiaries and the VIEs under the equity method of accounting as prescribed in ASC 323, *Investments – Equity Method and Joint Ventures*. Such investments are presented on the condensed balance sheets as “Investments in subsidiaries” and the subsidiaries’ and the VIEs’ losses as “Share of income (loss) of subsidiaries” and “Contractual interests in VIEs and VIEs’ subsidiaries” on the condensed statements of comprehensive loss. Under the equity method of accounting, the Company adjusted the carrying amount of “Investments in subsidiaries” for its share of the subsidiaries and the VIEs’ cumulative losses until the investment balance reaches zero and did not provide for additional losses unless the Company has guaranteed obligations of the subsidiaries’ and the VIEs’ or is otherwise committed to provide further financial support.

The subsidiaries did not pay any dividends to the Company for the periods presented.

The Company does not have significant commitments or long-term obligations as of the period end.

The parent company only financial statements should be read in conjunction with the Company’s consolidated financial statements.

### 24. DIVIDENDS

No dividend was declared by the Company during the years ended 31 December 2025 and 2024.

## Notes to the Consolidated Financial Statements

(Amounts in thousands of Renminbi (“RMB”) and U.S. dollars (“US\$”) except for number of shares and per share data)

### 25. DIRECTORS’ REMUNERATION

Directors’ and chief executive’s remuneration for the periods presented, disclosed pursuant to the Listing Rules, section 383(1)(a), (b), (c) and (f) of the Hong Kong Companies Ordinance and Part 2 of the Companies (Disclosure of Information about Benefits of Directors) Regulation, is as follows:

	For the year ended December 31		
	2024 RMB	2025 RMB	2025 US\$
Fees	1,095	1,050	150
Other emoluments:			
Salaries, allowances and benefits in kind	1,810	867	124
Performance related bonuses	183	244	35
Equity-settled share-based payment expense	3,488	246	35
	5,481	1,357	194
	6,576	2,407	344

#### (a) Independent non-executive directors

The fees paid to independent non-executive directors during the periods presented were as follows:

	Fees RMB	Salaries, allowances and benefits in kind RMB	Performance related bonuses RMB	Equity- settled share-based payment expense RMB	Pension scheme contributions RMB	Total remuneration RMB
Year ended December 31, 2024						
Mingto Yu ( <i>Note (a)</i> )	365	-	-	-	-	365
Hang Wang ( <i>Note (a)</i> )	365	-	-	-	-	365
Jingyuan Qu ( <i>Note (b)</i> )	365	-	-	-	-	365
	1,095	-	-	-	-	1,095
Year ended December 31, 2025						
Mingto Yu ( <i>Note (a)</i> )	350	-	-	-	-	350
Hang Wang ( <i>Note (a)</i> )	350	-	-	-	-	350
Jingyuan Qu ( <i>Note (b)</i> )	350	-	-	-	-	350
	1,050	-	-	-	-	1,050

There were no other emoluments payable to the independent non-executive directors during the periods presented.

## Notes to the Consolidated Financial Statements

(Amounts in thousands of Renminbi (“RMB”) and U.S. dollars (“US\$”)  
except for number of shares and per share data)

### 25. DIRECTORS’ REMUNERATION (Continued)

#### (b) Executive directors

	Fees RMB	Salaries, allowances and benefits in kind RMB	Performance related bonuses RMB	Equity- settled share-based payment expense RMB	Pension scheme contributions RMB	Total remuneration RMB
Year ended December 31, 2024						
Tao Zou (Note (c))	-	-	-	-	-	-
Haijian He (Note (d))	-	1,810	183	3,488	-	5,481
	-	1,810	183	3,488	-	5,481
Year ended December 31, 2025						
Tao Zou (Note (c))	-	-	-	-	-	-
Haijian He (Note (d))	-	867	244	246	-	1,357
	-	867	244	246	-	1,357

#### (c) Non-executive directors

	Fees RMB	Salaries, allowances and benefits in kind RMB	Performance related bonuses RMB	Equity- settled share-based payment expense RMB	Pension scheme contributions RMB	Total remuneration RMB
Year ended December 31, 2024						
Jun Lei (Note (e))	-	-	-	-	-	-
Ruiheng Qiu (Note (f))	-	-	-	-	-	-
Honghua Feng (Note (g))	-	-	-	-	-	-
	-	-	-	-	-	-
Year ended December 31, 2025						
Jun Lei (Note (e))	-	-	-	-	-	-
Honghua Feng (Note (g))	-	-	-	-	-	-
Duo Zhang (Note (h))	-	-	-	-	-	-
	-	-	-	-	-	-

Except for one director, who waived remuneration amounting to RMB nil and RMB nil for the years ended December 31, 2024, and 2025, none of the other directors waived any emoluments during the periods presented.

## Notes to the Consolidated Financial Statements

(Amounts in thousands of Renminbi (“RMB”) and U.S. dollars (“US\$”) except for number of shares and per share data)

### 25. DIRECTORS’ REMUNERATION (Continued)

#### (c) Non-executive directors (Continued)

Notes:

- (a) Mingo Yu and Hang Wang have been appointed as independent non-executive directors of the Company since May 2020.
- (b) Jingyuan Qu has been appointed as an independent non-executive director of the Company since April 2022.
- (c) Tao Zou has been appointed as the vice chairman of the Board of Directors since December 2018, and a non-executive director of the Company since December 2016. Tao Zou was appointed as acting chief executive officer in August 2022.
- (d) Haijian He has been appointed as an executive director of the Company since December 2022, and resigned from the position in June 2025.
- (e) Jun Lei has been appointed as the chairman of the Board of Directors since April 2015, and a non-executive director of the Company since January 2012.
- (f) Ruiheng Qiu has been appointed as a non-executive director of the Company since March 2023, and resigned from the position in March 2024.
- (g) Honghua Feng has been appointed as a non-executive director of the Company since March 2024, and resigned from the position in June 2025.
- (h) Duo Zhang has been appointed as a non-executive director of the Company since June 2025.

### 26. FIVE HIGHEST PAID EMPLOYEES

The five highest paid employees during the Relevant Periods included the following number of directors and chief executive, details of whose remuneration are set out in Note 25 above.

	<b>For the year ended December 31</b>	
	2024	2025
Directors and chief executive	–	–
Neither directors nor chief executive	5	5
	<u>5</u>	<u>5</u>

## Notes to the Consolidated Financial Statements

(Amounts in thousands of Renminbi (“RMB”) and U.S. dollars (“US\$”)  
except for number of shares and per share data)

### 26. FIVE HIGHEST PAID EMPLOYEES (Continued)

Details of the remuneration for the year of the remaining highest paid employees who are neither a director nor chief executive of the Company are as follows:

	For the year ended December 31	
	2024 RMB	2025 RMB
Salaries, allowances and benefits in kind	7,067	4,141
Performance related bonuses	720	–
Equity-settled share-based payment expense	52,297	138,821
Pension scheme contributions	66	–
	<u>60,151</u>	<u>142,963</u>

The number of non-director and non-chief executive highest paid employees whose remuneration fell within the following bands is as follows:

	For the year ended December 31	
	2024	2025
HK\$6,000,001 to HK\$6,500,000	1	–
HK\$7,000,001 to HK\$7,500,000	1	–
HK\$12,000,001 to HK\$12,500,000	1	–
HK\$15,000,001 to HK\$15,500,000	–	1
HK\$19,000,001 to HK\$19,500,000	1	–
HK\$20,000,001 to HK\$20,500,000	1	–
HK\$24,000,001 to HK\$24,500,000	–	1
HK\$25,000,001 to HK\$25,500,000	–	1
HK\$43,000,001 to HK\$43,500,000	–	1
HK\$48,000,001 to HK\$48,500,000	–	1
	<u>5</u>	<u>5</u>

During the periods presented, the non-director Individuals were granted share options in respect of their services to the Group, under the share option plans of the Company, further details of which are set out in Note 15. The share-based compensation expenses were recognized in the consolidated statements of comprehensive loss during the periods presented.

No remuneration was paid by the Group to any directors, the chief executive or the five highest paid individuals as an inducement to join or upon joining the Group or as compensation for loss of office for the years ended December 31, 2024 and 2025.

## Notes to the Consolidated Financial Statements

(Amounts in thousands of Renminbi (“RMB”) and U.S. dollars (“US\$”) except for number of shares and per share data)

### 27. RECONCILIATION BETWEEN U.S. GAAP AND IFRS ACCOUNTING STANDARDS

The consolidated financial statements are prepared in accordance with U.S. GAAP, which differs in certain respects from IFRS Accounting Standards (“IFRSs”). The effects of material differences on each financial statements line items affected between the consolidated financial statements of the Group prepared under U.S. GAAP and IFRSs are set out below:

#### Reconciliation of consolidated statements of profit or loss and other comprehensive income

	For the year ended December 31, 2024						Amounts under IFRSs RMB
	Amount at reported under U.S. GAAP RMB	IFRSs adjustments					
		Preferred Shares (Note (i)) RMB	Operating leases (Note (ii)) RMB	Equity investments (Note (iii)) RMB	Share-based compensation (Note (iv)) RMB	Issuance costs (Note (v)) RMB	
Cost of revenues	(6,444,254)	-	3,798	-	3,111	-	(6,437,345)
Selling and marketing expenses	(479,369)	-	-	-	1,052	-	(478,317)
General and administrative expenses	(834,854)	-	4,329	-	12,292	-	(818,233)
Research and development expenses	(845,989)	-	-	-	(4,413)	-	(850,402)
Interest expense	(229,705)	-	(6,837)	-	-	-	(236,542)
Other loss, net/Share of profit and loss of joint ventures and associates	(12,946)	-	-	(11,521)	-	-	(24,467)
(Loss) income before income taxes	(1,980,566)	-	1,290	(11,521)	12,042	-	(1,978,755)
Net (loss) income	(1,979,042)	-	1,290	(11,521)	12,042	-	(1,977,231)
Net (loss) income attributable to ordinary shareholders	(1,966,680)	-	1,290	(11,521)	12,042	-	(1,964,869)
Other comprehensive (loss) income, net of tax of nil							
- Foreign currency translation adjustments	11,536	-	(46)	-	-	-	11,490

## Notes to the Consolidated Financial Statements

(Amounts in thousands of Renminbi (“RMB”) and U.S. dollars (“US\$”)  
except for number of shares and per share data)

### 27. RECONCILIATION BETWEEN U.S. GAAP AND IFRS ACCOUNTING STANDARDS (Continued)

#### Reconciliation of consolidated statements of profit or loss and other comprehensive income (Continued)

	For the year ended December 31, 2025						Amounts under IFRSs RMB
	Amount at reported under U.S. GAAP RMB	IFRSs adjustments					
		Preferred Shares (Note (i)) RMB	Operating leases (Note (ii)) RMB	Equity investments (Note (iii)) RMB	Share-based compensation (Note (iv)) RMB	Issuance costs (Note (v)) RMB	
Cost of revenues	(8,055,211)	-	3,797	-	(73,730)	-	(8,125,144)
Selling and marketing expenses	(551,406)	-	-	-	(32,191)	-	(583,597)
General and administrative expenses	(914,615)	-	2,887	-	103,705	-	(808,023)
Research and development expenses	(810,300)	-	-	-	(13,595)	-	(823,895)
Interest expense	(498,048)	-	(5,798)	-	-	-	(503,846)
Other loss, net/Share of profit and loss of joint ventures and associates	(8,984)	-	-	(5,813)	-	-	(14,797)
(Loss) income before income taxes	(947,895)	-	886	(5,813)	(15,811)	-	(968,633)
Net (loss) income	(943,692)	-	886	(5,813)	(15,811)	-	(964,430)
Net (loss) income attributable to ordinary shareholders	(936,251)	-	886	(5,813)	(15,811)	-	(956,989)
Other comprehensive (loss) income, net of tax of nil							
- Foreign currency translation adjustments	(126,272)	-	(68)	-	-	-	(126,340)

## Notes to the Consolidated Financial Statements

(Amounts in thousands of Renminbi (“RMB”) and U.S. dollars (“US\$”)  
except for number of shares and per share data)

### 27. RECONCILIATION BETWEEN U.S. GAAP AND IFRS ACCOUNTING STANDARDS (Continued)

#### Reconciliation of consolidated balance sheets

	For the year ended December 31, 2024						Amounts under IFRSs RMB
	Amount at reported under U.S. GAAP RMB	IFRSs adjustments					
		Preferred Shares (Note (i)) RMB	Operating leases (Note (ii)) RMB	Equity investments (Note (iii)) RMB	Share-based compensation (Note (iv)) RMB	Issuance costs (Note (v)) RMB	
Property and equipment, net	4,630,052	-	1,213	-	-	-	4,631,265
Equity investments	234,182	-	-	(99,093)	-	-	135,089
Operating lease right-of-use assets	137,047	-	(12,717)	-	-	-	124,330
<b>Total assets</b>	<b>17,592,654</b>	<b>-</b>	<b>(11,504)</b>	<b>(99,093)</b>	<b>-</b>	<b>-</b>	<b>17,482,057</b>
Additional paid-in capital	18,940,885	2,236,919	-	-	(44,449)	21,205	21,154,560
Accumulated deficit	(14,291,957)	(1,700,368)	(11,443)	(99,093)	44,449	(20,665)	(16,079,077)
Accumulated other comprehensive income (loss)	566,900	(536,551)	(61)	-	-	(540)	29,748
<b>Total shareholders' (deficit) equity</b>	<b>5,168,040</b>	<b>-</b>	<b>(11,504)</b>	<b>(99,093)</b>	<b>-</b>	<b>-</b>	<b>5,057,443</b>

	For the year ended December 31, 2025						Amounts under IFRSs RMB
	Amount at reported under U.S. GAAP RMB	IFRSs adjustments					
		Preferred Shares (Note (i)) RMB	Operating leases (Note (ii)) RMB	Equity investments (Note (iii)) RMB	Share-based compensation (Note (iv)) RMB	Issuance costs (Note (v)) RMB	
Property and equipment, net	10,094,870	-	1,021	-	-	-	10,095,891
Equity investments	234,166	-	-	(104,906)	-	-	129,260
Operating lease right-of-use assets	98,405	-	(11,707)	-	-	-	86,698
<b>Total assets</b>	<b>26,729,189</b>	<b>-</b>	<b>(10,686)</b>	<b>(104,906)</b>	<b>-</b>	<b>-</b>	<b>26,613,597</b>
Additional paid-in capital	24,073,006	2,236,919	-	-	(28,638)	21,205	26,302,492
Accumulated deficit	(15,196,207)	(1,700,368)	(10,557)	(104,906)	28,638	(20,665)	(17,055,726)
Accumulated other comprehensive income (loss)	440,407	(536,551)	(129)	-	-	(540)	(96,813)
<b>Total shareholders' (deficit) equity</b>	<b>9,317,026</b>	<b>-</b>	<b>(10,686)</b>	<b>(104,906)</b>	<b>-</b>	<b>-</b>	<b>9,201,434</b>

## Notes to the Consolidated Financial Statements

(Amounts in thousands of Renminbi (“RMB”) and U.S. dollars (“US\$”)  
except for number of shares and per share data)

### 27. RECONCILIATION BETWEEN U.S. GAAP AND IFRS ACCOUNTING STANDARDS (Continued)

#### Reconciliation of consolidated balance sheets (Continued)

*Notes:*

(i) Preferred Shares

Under U.S. GAAP, SEC guidance provides for mezzanine-equity (temporary equity) category for financial instruments that are not mandatorily redeemable in addition to the financial liability and permanent equity categories. The Company classified the convertible preferred shares and redeemable convertible preferred shares as mezzanine equity in the condensed consolidated balance sheets, net of issuance costs, and recognized accretion to the respective redemption value.

Under IFRSs, the redeemable convertible preferred shares are split and accounted for as follows: (i) financial liability stated at amortized cost for the host financial liability; (ii) derivative financial liability measured at fair value with changes in fair value through profit or loss for the conversion rights; and (iii) the residual amount recorded in equity.

Upon completion of the Company’s IPO on NASDAQ in 2020, the redeemable convertible preferred shares were automatically converted into ordinary shares and reclassified from mezzanine-equity to ordinary shares and additional paid-in capital under US GAAP. While under IFRSs, fair value change of liability portion of the redeemable convertible preferred shares was recorded in the accumulated deficit, resulting in the differences related to preferred shares between U.S. GAAP and IFRSs.

(ii) Operating leases

Under U.S. GAAP, the Group adopted ASC 842 from January 1, 2020, while under IFRSs, the Group adopted IFRS 16 from January 1, 2019. Accordingly, the reconciliation represents timing difference in the operating leases to reflect the effect of adoption of IFRS 16 in the year ended December 31, 2019.

Under ASC 842, the Group remeasures lease liabilities for operating leases at the present value of the remaining lease payments, while right-of-use assets are remeasured at the amount of the lease liability, adjusted for the remaining balance of any lease incentives received, cumulative prepaid or accrued rents, unamortized initial direct costs and any impairment. This treatment under U.S. GAAP results in straight line expense being incurred over the lease term.

Under IFRS 16, the amortization of right-of-use assets is on a straight-line basis while interest expenses related to lease liabilities are measured on the basis that the lease liabilities are measured at amortized cost, which would generally result in more expense recorded in the earlier years of the lease.

(iii) Equity investments

Equity investments primarily comprise of investments that are not in-substance common stock. Under U.S. GAAP, if such investments do not have readily determinable fair value and do not qualify for the existing practical expedient in ASC 820 to estimate fair value using the net asset value per share (or its equivalent) of the investment, the Group elected to use the measurement alternative to measure all its investments at cost, less any impairment, plus or minus changes resulting from observable price changes in orderly transactions for identical or similar investments of the same issuer, if any.

Under IFRSs, investments over which the Group is in a position to exercise significant influence or has joint control are stated in the condensed consolidated balance sheets at the Group’s share of net assets under the equity method of accounting, less any impairment losses.

## Notes to the Consolidated Financial Statements

(Amounts in thousands of Renminbi (“RMB”) and U.S. dollars (“US\$”) except for number of shares and per share data)

### 27. RECONCILIATION BETWEEN U.S. GAAP AND IFRS ACCOUNTING STANDARDS (Continued)

#### Reconciliation of consolidated balance sheets (Continued)

*Notes: (Continued)*

(iv) Share-based compensation

Under U.S. GAAP, the Group elected to account for forfeitures as they occur.

Under IFRSs, the share-based compensation expenses for the share options and restricted share units that have satisfied the service condition are recorded with the likelihood of the conditions being met and assessed as part of the Group’s best estimate of the number of equity instruments that will ultimately vest.

Under U.S. GAAP, the service inception date usually is the grant date, but may precede the grant date only if (1) an award is authorized, (2) service begins before a mutual understanding of the key terms and conditions of a share-based payment award is reached, and (3) either (a) the award’s terms do not include a substantive future requisite service condition that exists at the grant date or (b) the award contains a market or performance condition that if not satisfied during the service period preceding the grant date and following the inception of the arrangement results in forfeiture of the award.

Under IFRSs, the service inception date usually is the grant date, but may precede the grant date if services are received prior to the grant date. In this situation, the Group estimated the grant date fair value of the equity instruments to recognize the services received during the period between the service inception date and the grant date, and revised the earlier estimate once the grant date has been established so that the amounts recognized for services received are ultimately based on the grant date fair value of the equity instruments.

(v) Issuance costs

Under U.S. GAAP, specific incremental issuance costs directly attributable to a proposed or actual offering of securities may be deferred and charged against the gross proceeds from the offering.

Under IFRSs, such issuance costs apply different criteria for capitalization when the listing involves both existing shares and a concurrent issuance of new shares of the Company in the capital market and are allocated proportionately between the existing and new shares. As a result, the Group recorded issuance costs associated with the listing of existing shares in profit or loss.

## Five Years Financial Summary

	For the year ended December 31				
	2021	2022	2023	2024	2025
	<i>(RMB in thousands)</i>				
Revenues	9,060,784	8,180,107	7,047,461	7,785,180	<b>9,558,619</b>
Gross profit	351,288	429,538	850,169	1,340,926	<b>1,503,408</b>
Loss before income taxes	(1,576,015)	(2,663,915)	(2,165,688)	(1,980,566)	<b>(947,895)</b>
Net loss	(1,591,756)	(2,688,388)	(2,183,647)	(1,979,042)	<b>(943,692)</b>
Net loss attributable to Kingsoft Cloud Holdings Limited	<u>(1,588,712)</u>	<u>(2,658,184)</u>	<u>(2,176,340)</u>	<u>(1,966,680)</u>	<u><b>(936,251)</b></u>
	As of December 31,				
	2021	2022	2023	2024	2025
	<i>(RMB in thousands)</i>				
Current assets	12,412,816	9,048,353	6,098,124	6,840,786	<b>11,023,419</b>
Non-current assets	8,665,224	8,267,878	8,972,154	10,751,868	<b>15,705,770</b>
Total assets	21,078,040	17,316,231	15,070,278	17,592,654	<b>26,729,189</b>
Current liabilities	7,515,880	6,658,626	6,828,590	9,159,435	<b>9,421,344</b>
Non-current liabilities	2,069,737	1,074,106	995,784	2,927,899	<b>7,994,811</b>
Total liabilities	9,585,617	7,732,732	7,824,374	12,087,334	<b>17,416,155</b>
Total Kingsoft Cloud Holdings Limited shareholders' (deficit)/equity	10,603,949	8,801,020	6,890,152	5,168,040	<b>9,317,026</b>
Total liabilities, mezzanine equity, non-controlling interests and shareholders' (deficit)/equity	<u>21,078,040</u>	<u>17,316,231</u>	<u>15,070,278</u>	<u>17,592,654</u>	<u><b>26,729,189</b></u>

## Definitions

“ADS(s)”	American Depositary Shares, each representing 15 Shares
“Additional ADS(s)”	the ADSs issuable pursuant to the exercise of the Option
“Articles” or “Articles of Association”	the second amended and restated articles of association of the Company adopted by a special resolution of the Shareholders on December 29, 2022 and effective on December 30, 2022
“Award”	the restricted share units, share options or other type of shares or other types of awards or benefits authorized to be granted under the share schemes of the Company, as the case maybe
“AGM”	the annual general meeting held on June 9, 2025
“AGM Circular”	the annual general meeting circular of the Company dated May 9, 2025
“Audit Committee”	the audit committee of the Board
“Beijing Digital Entertainment”	Beijing Kingsoft Digital Entertainment Technology Co., Ltd.* (北京金山數字娛樂科技有限公司), a limited liability company established under the laws of the PRC on July 30, 2003
“Beijing Kingsoft Cloud”	Beijing Kingsoft Cloud Technology Co., Ltd.* (北京金山雲科技有限公司), a limited liability company established under the laws of the PRC on April 9, 2012 and one of the WFOEs
“Board”	the board of Directors
“Camelot”	Camelot Employee Scheme INC. (subsequently merged with and into the Group pursuant to the Camelot Merger Agreement)
“Camelot Aggregate Outstanding Consideration”	(a) the holdback shares in the approximate USD equivalent amount of RMB180 million, (b) the cash portion of the second tranche of the Camelot consideration in the approximate USD equivalent amount of RMB260.9 million, and (c) the share portion of the second tranche of the Camelot consideration in the approximate USD equivalent amount of RMB782.6 million would have been settled on June 30, 2023
“Camelot Merger Agreement”	an agreement and plan of merger dated July 31, 2021 entered into by and among our Company, Camelot, Yiming Ma, Heidi Chou, Benefit Overseas Limited and Dreams Power Ltd.
“Camelot Technology”	Camelot Technology Corporation Limited* (柯萊特科技有限責任公司), a limited liability company established under the laws of the PRC on March 12, 2001 and an indirect non-wholly-owned subsidiary of our Company
“Cayman Companies Act”	the Companies Act (As Revised), Cap. 22 (Law 3 of 1961) of the Cayman Islands, as amended or supplemented or otherwise modified from time to time

## Definitions

“Chief Executive Officer” or “CEO”	the chief executive officer of our Company
“China” or “PRC”	the People’s Republic of China, and for the purposes of this annual report only, except where the context requires otherwise, excluding the Hong Kong Special Administrative Region, the Macao Special Administrative Region of the People’s Republic of China and Taiwan
“Company”, “our Company” or “the Company”	Kingsoft Cloud Holdings Limited, an exempted company with limited liability incorporated in the Cayman Islands on January 3, 2012
“Compensation Committee”	the compensation committee of the Board
“Consolidated Affiliated Entity(ies)”	entities the Group control wholly or partly through the contractual arrangements, the financial results of which are consolidated into our consolidated financial statements as if they were our subsidiaries
“Contractual Arrangement(s)”	the series of contractual arrangements entered into among our WFOEs, our VIEs and/or their respective registered shareholders, details of which are set out in “Non-Exempted Continuing Connected Transactions under Contractual Arrangements”
“controlling shareholder”	has the meaning ascribed to it under the Hong Kong Listing Rules
“Corporate Governance Code”	The Corporate Governance Code set out in Appendix C1 of the Hong Kong Listing Rules effective for the year ended December 31, 2025
“Corporate Governance Committee”	the corporate governance committee of the Board
“CSRC”	China Securities Regulatory Commission (中國證券監督管理委員會)
“Director(s)”	the director(s) of the Company
“Depository”	The Bank of New York Mellon, the depository for our ADSs program
“ESG Report”	the 2025 Environmental, Social and Governance Report of the Company
“Firm ADS(s)”	the ADSs to be issued pursuant to the Underwriting Agreement
“GAAP”	generally accepted accounting principles
“2024 General Mandate”	the general mandate granted to the Directors by an ordinary resolution passed by the Shareholders at the annual general meeting of the Company held on June 28, 2024, pursuant to which the Company has been authorised to allot, issue and deal with additional Ordinary Shares and/or ADSs, not exceeding 20% of the then issued share capital of the Company as at the date of passing such resolution

## Definitions

“2025 General Mandate”	the general mandate granted to the Directors by an ordinary resolution passed by the Shareholders at the annual general meeting of the Company held on June 9, 2025, pursuant to which the Company has been authorised to allot, issue and deal with additional Ordinary Shares and/or ADSs, not exceeding 20% of the then issued share capital of the Company as at the date of passing such resolution
“Group”, “our Group”, “we” or “us”	our Company, its subsidiaries and the Consolidated Affiliated Entities from time to time or, where the context so requires, in respect of the period prior to our Company becoming the holding company of its present subsidiaries and Consolidated Affiliated Entities, such subsidiaries and Consolidated Affiliated Entities as if they were subsidiaries and Consolidated Affiliated Entities of our Company at the relevant time
“Guide for New Listing Applicants”	the Guide for New Listing Applicants issued by the Hong Kong Stock Exchange in December 2023, with effect from January 1, 2024, as amended and supplemented from time to time
“HK\$”	Hong Kong dollars, the lawful currency of Hong Kong
“Hong Kong”	the Hong Kong Special Administrative Region of the People’s Republic of China
“Hong Kong Listing Date”	December 30, 2022, the date on which the Shares were listed and on which dealings in the Shares were to be first permitted to take place on the Hong Kong Stock Exchange
“Hong Kong Listing Rules”	the Rules Governing the Listing of Securities on The Stock Exchange of Hong Kong Limited, as amended, supplemented or otherwise modified from time to time
“HK\$”	Hong Kong dollars, the lawful currency of Hong Kong
“Kingsoft Cloud Information”	Kingsoft Cloud (Beijing) Information Technology Co. Ltd.* (金山雲(北京) 信息技術有限公司), a limited liability company established under the laws of the PRC on April 13, 2018 and one of the VIEs
“Kingsoft Corporation”	Kingsoft Corporation Limited, an exempted limited liability company incorporated in the British Virgin Islands on March 20, 1998 and discontinued in the British Virgin Islands and continued into the Cayman Islands on November 15, 2005, with its shares listed on the Stock Exchange (stock code: 03888), and the controlling shareholder of the Company within the meaning of the Hong Kong Listing Rules
“Kingsoft Group”	Kingsoft Corporation and its subsidiaries (excluding the Group)
“Kingsoft Office”	Beijing Kingsoft Office Software, Inc.* (北京金山辦公軟件股份有限公司), a subsidiary of Kingsoft Corporation and was listed on the SSE STAR Market in November 2019

## Definitions

“Latest Practicable Date”	April 16, 2026, being the latest practicable date prior to the publication of this annual report
“Listing”	the listing of the Shares on the Main Board of the Hong Kong Stock Exchange
“Listing Document”	the listing document of the Company dated December 23, 2022
“Main Board”	the stock exchange (excluding the option market) operated by the Hong Kong Stock Exchange which is independent from and operates in parallel with the Growth Enterprise Market of the Hong Kong Stock Exchange
“Memorandum” or “Memorandum of Association”	the second amended and restated memorandum of association of our Company adopted by a special resolution of the Shareholders on December 29, 2022 and effective on December 30, 2022
“Model Code”	the Model Code for Securities Transactions by Directors of Listed Issuers set out in Appendix C3 to the Hong Kong Listing Rules
“Nasdaq”	the Nasdaq Global Select Market
“Nomination Committee”	the nomination committee of the Board
“Offering”	the offering of (i) Firm ADSs in the United States; and (ii) Offer Shares in Hong Kong, by the Company
“Offer Shares”	the Shares to be issued pursuant to the Underwriting Agreement
“Option”	a 30-day option granted to the Underwriters by the Company in connection with the Offering
“PRC Legal Adviser”	Fangda Partners, our legal advisers as to PRC law
“Placing”	the placing of 338,000,000 placing Shares pursuant to the terms of the Placing Agreement
“Placing Agreement”	the placing agreement entered into between the Company and the Placing Agent dated September 23, 2025 in respect of the Placing
“Placing Agent”	Morgan Stanley Asia Limited
“Placing Shares”	338,000,000 new Shares to be placed pursuant to the Placing Agreement
“Registered Shareholders”	Beijing Digital Entertainment and Ms. Qiu Weiqin, being the registered shareholders of Zhuhai Kingsoft Cloud; and Ms. Qiu Weiqin and Mr. Zou Tao, being the registered shareholders of Kingsoft Cloud Information
“Reporting Period”	the year ended December 31, 2025

## Definitions

“RMB” or “Renminbi”	Renminbi, the lawful currency of China
“RSU(s)”	restricted Share unit(s)
“SFO”	Securities and Futures Ordinance (Chapter 571 of the Laws of Hong Kong), as amended, supplemented or otherwise modified from time to time
“Share(s)”	ordinary share(s) in the share capital of the Company with a par value of US\$0.001 each
“Specific Mandate”	the specific mandate to be granted by the Independent Shareholders at the annual general meeting held on June 9, 2025 to allot and issue the Subscription Shares
“Shareholder(s)”	holder(s) of the Share(s)
“Stock Exchange” or “Hong Kong Stock Exchange”	The Stock Exchange of Hong Kong Limited
“subsidiary” or “subsidiaries”	has the meaning ascribed to it in section 15 of the Companies Ordinance
“substantial shareholder(s)”	has the meaning ascribed to it in the Hong Kong Listing Rules
“Subscription”	the subscription of the Subscription Shares by Kingsoft Corporation pursuant to the Subscription Agreement
“Subscription Agreement”	the subscription agreement entered into between the Company and Kingsoft Corporation dated April 16, 2025 in respect of the Subscription
“Subscription Shares”	the Shares to be subscribed by Kingsoft Corporation
“United States”, “U.S.” or “US”	United States of America, its territories, its possessions and all areas subject to its jurisdiction
“Underwriters”	Morgan Stanley Asia Limited, Goldman Sachs (Asia) L.L.C., China International Capital Corporation Hong Kong Securities Limited, Deutsche Bank AG, Hong Kong Branch, The Hongkong and Shanghai Banking Corporation Limited, and Merrill Lynch (Asia Pacific) Limited
“Underwriting Agreement”	the underwriting agreement dated April 16, 2025 (Hong Kong time) entered into between the Company and the Underwriters in relation to the Offering
“USD”, “US dollars”, “U.S. dollars” or “US\$”	United States dollars, the lawful currency of the United States
“U.S. GAAP”	generally accepted accounting principles in the United States of America

## Definitions

“VIE” or “VIEs”	variable interest entity or variable interest entities and unless the context otherwise requires, refers to Zhuhai Kingsoft Cloud and Kingsoft Cloud Information
“WFOE” or “WFOEs”	wholly-owned subsidiary(ies) of our Company and unless the context otherwise requires, refers to Beijing Kingsoft Cloud and Yunxiang Zhisheng
“Xiaomi”	Xiaomi Corporation, an exempted limited liability company incorporated in the Cayman Islands on January 5, 2010, with its shares listed on the Stock Exchange (stock code: 1810), our substantial shareholder
“Xiaomi Group”	Xiaomi Corporation, its subsidiaries and consolidated affiliated entities
“Yunxiang Zhisheng”	Beijing Yunxiang Zhisheng Technology Co., Ltd.* (北京雲享智勝科技有限公司), a limited liability company established under the laws of the PRC on December 15, 2015 and one of the WFOEs
“Zhuhai Kingsoft Cloud”	Zhuhai Kingsoft Cloud Technology Co., Ltd.* (珠海金山雲科技有限公司), a limited liability company established under the laws of the PRC on August 21, 2009 and one of the VIEs
“%”	per cent

\* For identification purposes only